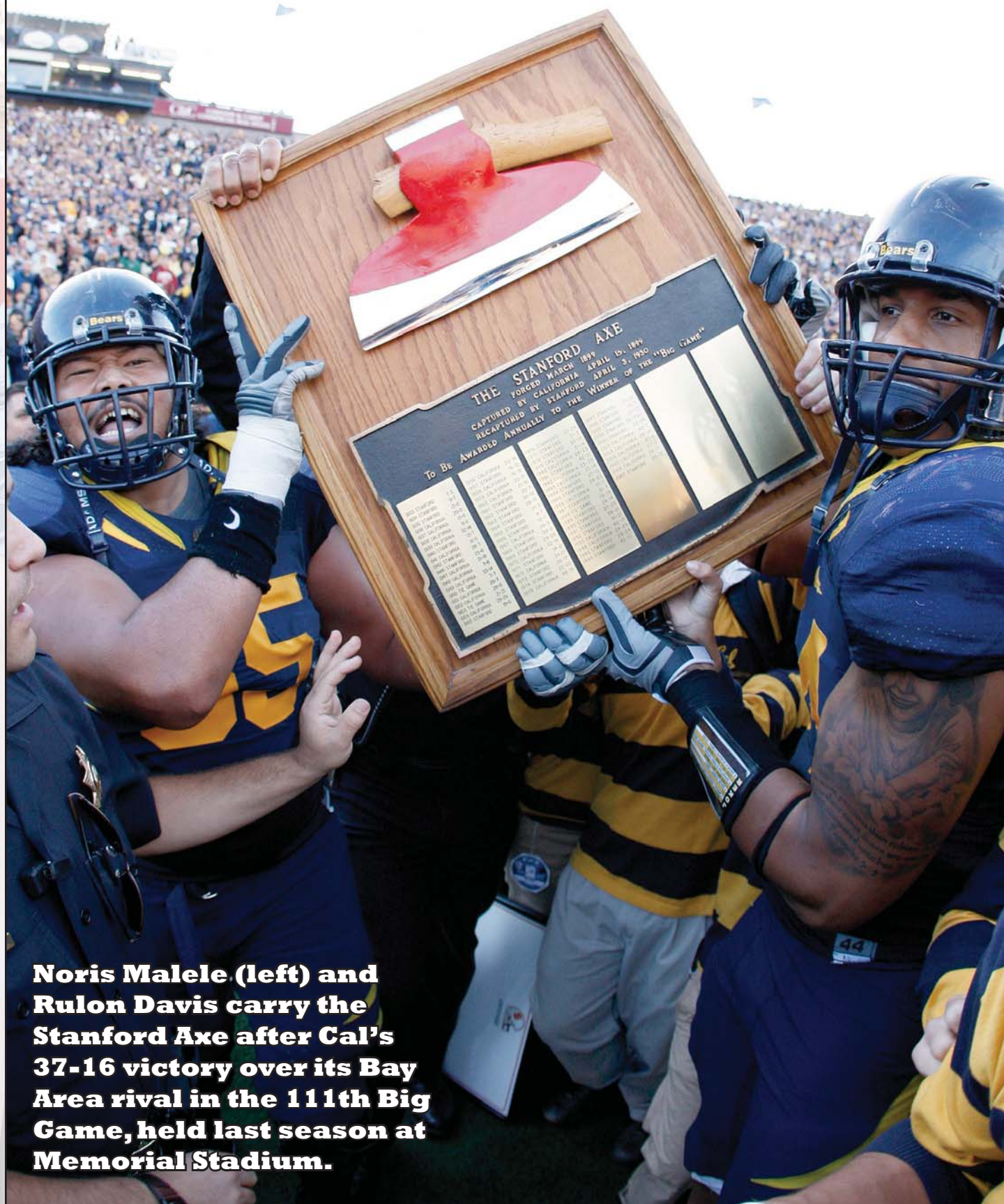


2008 IN REVIEW



Noris Malele (left) and Rulon Davis carry the Stanford Axe after Cal's 37-16 victory over its Bay Area rival in the 111th Big Game, held last season at Memorial Stadium.

2008 SEASON IN REVIEW

The California Golden Bears continued their remarkable run of success under head coach Jeff Tedford in 2008 with an Emerald Bowl win, a 9-4 overall record and a No. 25 final national ranking. The team's fourth straight bowl victory and sixth consecutive appearance in the postseason both extended school records, while the team's seventh straight winning campaign leaves the Bears just one season shy of the school record of eight from 1918-25.

Despite a road that was filled with many challenges in 2008, Cal stepped up and delivered a successful season that in turn has generated exciting buzz for the prospects of 2009.

In the 2008 season-opening win over Michigan State at Memorial Stadium, the Bears held off the Spartans, 38-31, with Kevin Riley opening the season as the starting quarterback. Cal's first score of the campaign came when Bryant Nnabuife scooped up a punt on the Spartans' five that had been blocked by Brett Johnson. Shane Vereen's 81-yard run late in the game sealed the victory.

A 66-3 shellacking of Washington State in Pullman was next. Jahvid Best ran 80 yards for a touchdown on the game's first play from scrimmage and the Golden Bears never looked back for Cal's largest margin of victory ever over the Cougars. Best finished with 200 yards rushing and three touchdowns on just 14 carries.

The two victories to start the season set the stage for a nationally televised ESPN contest with Maryland in the first ever meeting between the clubs. The Terrapins jumped on the Bears with two early touchdowns and held off a late Cal rally for a 35-27 decision.

After a bye week, Cal rebounded with a 42-7 win over Colorado State at Memorial Stadium. Nate Longshore made his first start of the season at quarterback and put together an efficient 9-for-13 effort with two touchdowns.

Best injured his elbow in the Colorado State contest and would miss the following game against Arizona State, but the Bears would improve to 4-1 with their 24-14 victory over the Sun Devils to vault Cal into the Top-25 rankings.

The Bears had another bye the following week but its Top-25 status was still short-lived when Arizona defeated Cal two weeks later in Tucson, 42-27. The Golden Bears led by 10 points at halftime but the Wildcats scored four touchdowns in the third quarter and Cal could never recover. Best returned to action and contributed 107 yards on the ground.

Cal got back on the winning track the following week with a 41-20 win over UCLA at Memorial Stadium as Best (105) and Vereen (99) combined for 204 yards rushing and the Bears scored 24 points in the fourth quarter to turn a close contest into a rout.

Another home win followed in a rain-drenched, 10-point victory over Oregon, moving the Bears into a four-way tie for the conference lead, back into the national rankings at No. 21 and ready for a showdown at No. 7 USC.

But Cal could not find the end zone in Los Angeles the following week and fell to the Trojans by a final score of 17-3 as the Bears mustered only 165 yards of total offense.



Jahvid Best



Zach Follett



Alex Mack



Syd'Quan Thompson

Another road loss followed the next week at the hands of No. 15 Oregon State, 34-21, to drop the Bears to 6-4. Cal trailed by just three points at halftime but the Beavers scored the first 10 points of the second half and the only score the Bears could muster after halftime was a 65-yard touchdown run by Best.

After road losses at USC and Oregon State, the Bears returned home to Memorial Stadium and responded with resounding victories over Stanford and Washington to complete the regular season.

The 111th Big Game was never close as Cal led 37-3 before the Cardinal scored the game's final two touchdowns. The victory was Cal's sixth win in its last seven Big Games and redeemed a loss to the Cardinal in 2007. Riley threw for the first three touchdowns of the game while Best rushed for 201 yards and two TDs.

Best followed his Stanford performance by

running for a school-record 311 yards and four touchdowns in a 48-7 win over Washington.

The final two victories helped the Bears earn a fourth-place Pac-10 finish and a 6-3 league record that qualified the Bears for a spot in the Emerald Bowl played at AT&T Park in San Francisco.

With a Bay Area team in the Emerald Bowl for the first time, the game drew a record 42,268 fans. The hometown favorites pleased the local crowd with a thrilling 24-17 victory over Miami, Fla. The game was tied late in the contest when Zack Follett gave the Bears the big break they needed, forcing a fumble that Cameron Jordan recovered on the Hurricanes' two-yard line. Two plays, later Longshore found Anthony Miller in the end zone for his first career catch, and more importantly, the game winning score.

The team's 2008 accolades were numerous both on and off the field.

Alex Mack, a senior center who was selected by the Cleveland Browns in the first round of the 2009 NFL Draft, received the top honors as a first team All-America selection of *Rivals.com*. Mack also added the prestigious Draddy Trophy as the nation's top scholar-athlete, the Morris Trophy awarded to the Pac-10's top offensive and defensive linemen, Pac-10 Scholar-Athlete of the Year for Football recognition and first-team All-Pac-10 honors.

Best, Follett and Syd'Quan Thompson all joined Mack as first-team All-Pac-10 choices with Best and Follett picking up second-team All-America recognition from *College Football News*.

Tyson Alualu, Bryan Anger and Noris Malele were named second-team All-Pac-10 with Anger and Mitchell Schwartz adding first and second-team All-Freshmen national honors. Anger was also the only freshman in the country to be named as a semifinalist for the Ray Guy Award given to the nation's top punter.

Anthony Felder, Jordan, Mike Mohamed, Will Ta'ufo'ou and Worrell Williams were honorable mention All-Pac-10 choices.

Mark Boskovich, Mohamed and Zach Smith joined Mack as Pac-10 All-Academic first-team members with Schwartz and Ta'ufo'ou picking up second-team honors.

Cal's players were also honored eight times as Pac-10 Players of the Week. Best was named three times (9/6, 11/22, 12/6) with Anger (10/4), Follett (11/1), Mohamed (10/25), Jordan (10/4) and Thompson (9/27) being selected once each. Follett also received notice as the Lott Trophy Player of the Week the same week he received the Pac-10 honor.

Statistically, Cal rated among the top defensive units in the country, finishing among the national top-30 in most key statistical categories, including impressive top-10 showings in red zone defense (68.2%, No. 2), passes intercepted (24, No. 3), turnovers gained (34, No. 4-T), pass efficiency defense (98.44, No. 6) and third down conversions percentage defense (30.96%, No. 10). The defense backfield yielded only 12 TD passes in 13 games.

In the 2009 NFL Draft, Mack was one of three Golden Bears selected as he was joined by a pair of seventh-round picks in Follett (Detroit Lions) and early-entry Cameron Morrah (Seattle Seahawks).

2008 GOLDEN BEAR HONORS & AWARDS

ALL-AMERICA

FIRST TEAM

Alex Mack, C *Rivals.com*

SECOND TEAM

Jahvid Best, TB *College Football News*

Zack Follett, LB *College Football News*

Alex Mack, C *Walter Camp*

FRESHMAN FIRST TEAM

Bryan Anger, P *Sporting News*

..... *College Football News*

FRESHMAN SECOND TEAM

Mitchell Schwartz, OT *College Football News*

DRADDY TROPHY

Alex Mack, C

ALL-PAC-10

FIRST TEAM

Jahvid Best, TB

Zack Follett, LB

Alex Mack, C

Syd'Quan Thompson, CB

SECOND TEAM

Tyson Alualu, DE

Bryan Anger, P

Noris Malele, OG

HONORABLE MENTION

Anthony Felder, LB

Cameron Jordan, DE

Mike Mohamed, LB

Will Ta'ufo'ou, FB

Worrell Williams, LB



Will Ta'ufo'ou



Alex Mack

PAC-10 ALL-ACADEMIC

FIRST TEAM

Mark Boskovich, OG

Alex Mack, C

Mike Mohamed, LB

Zach Smith, FB

HONORABLE MENTION

Mitchell Schwartz, OT

Will Ta'ufo'ou, FB

PAC-10 SCHOLAR-ATHLETE OF THE YEAR (FOOTBALL)

Alex Mack, C

PAC-10 PLAYER OF THE WEEK

9/6 Jahvid Best (offense)

9/27 Syd'Quan Thompson (special teams)

10/4 Cameron Jordan (defense)

10/4 Bryan Anger (special teams)

10/25 Mike Mohamed (defense)

11/1 Zack Follett (defense)

11/22 Jahvid Best (offense)

12/6 Jahvid Best (offense)



Mitchell Schwartz

AWARD FINALISTS

Alex Mack, C *Rimington Trophy*

Alex Mack, C *Lowe's Senior CLASS Award*

AWARD SEMIFINALISTS

Bryan Anger, P *Ray Guy Award*

Zack Follett, LB *Chuck Bednarik Award*

Alex Mack, C *Rotary Lombardi Award*



Zach Smith

2008 STATISTICS


2008 FINAL RESULTS

Date	Opponent	W/L	Score	Overall	Pac-10	Time	Attend
8-30	MICHIGAN STATE	W	38-31	1-0	0-0	3:38	62956
9-6	at Washington State*	W	66-3	2-0	1-0	3:12	27906
9-13	at Maryland	L	27-35	2-1	1-0	3:25	49527
9-27	COLORADO STATE	W	42-7	3-1	1-0	3:05	63970
10-4	ARIZONA STATE*	W	24-14	4-1	2-0	3:11	58302
10-18	at Arizona*	L	27-42	4-2	2-1	3:26	48372
10-25	UCLA*	W	41-20	5-2	3-1	3:33	64653
11-1	OREGON* (23/24)	W	26-16	6-2	4-1	3:35	61432
11-8	at USC* (7/6)	L	3-17	6-3	4-2	3:09	88523
11-15	at Oregon State* (23/25)	L	21-34	6-4	4-3	3:23	45969
11-22	STANFORD*	W	37-16	7-4	5-3	3:07	70086
12-6	WASHINGTON*	W	48-7	8-4	6-3	3:03	50038
12-27	vs. Miami, Fla.#	W	24-17	9-4	6-3	3:17	42268

*Pacific-10 game #Emerald Bowl, San Francisco, Calif.

(x/x) Opponent's AP/USA Today Ranking at time of game

TEAM STATISTICS.....	CAL.....	OPP
SCORING.....	424	259
Points Per Game.....	32.6	19.9
FIRST DOWNS.....	230	229
Rushing.....	97	95
Passing.....	110	115
Penalty.....	23	19
RUSHING YARDAGE.....	2421	1589
Yards gained rushing.....	2786	2056
Yards lost rushing.....	365	467
Rushing Attempts.....	435	495
Average Per Rush.....	5.6	3.2
Average Per Game.....	186.2	122.2
TDs Rushing.....	22	16
PASSING YARDAGE.....	2467	2509
Comp-Att-Int.....	209-397-10	223-432-24
Average Per Pass.....	6.2	5.8
Average Per Catch.....	11.8	11.3
Average Per Game.....	189.8	193.0
TDs Passing.....	25	12
TOTAL OFFENSE.....	4888	4098
Total Plays.....	832	927
Average Per Play.....	5.9	4.4
Average Per Game.....	376.0	315.2
KICK RETURNS: #-Yards.....	43-877	66-1352
PUNT RETURNS: #-Yards.....	38-448	23-284
INT RETURNS: #-Yards.....	24-419	10-184
KICK RETURN AVERAGE.....	20.4	20.5
PUNT RETURN AVERAGE.....	11.8	12.3
INT RETURN AVERAGE.....	17.5	18.4
FUMBLES-LOST.....	16-9	28-10
PENALTIES-Yards.....	77-649	75-647
Average Per Game.....	49.9	49.8
PUNTS-Yards.....	74-3087	79-3190
Average Per Punt.....	41.7	40.4
Net punt average.....	36.0	33.2
TIME OF POSSESSION/Game.....	29:06	30:47
3RD-DOWN Conversions.....	47/159	61/197
3rd-Down Pct.....	30%	31%
4TH-DOWN Conversions.....	5/14	7/22
4th-Down Pct.....	36%	32%
SACKS BY-Yards.....	35-270	25-183
MISC YARDS.....	75	4
TOUCHDOWNS SCORED.....	54	33
FIELD GOALS-ATTEMPTS.....	15-21	10-17
ON-SIDE KICKS.....	0-6	2-6
RED-ZONE SCORES.....	84-102 82%	60-88 68%
RED-ZONE TOUCHDOWNS.....	60-102 59%	42-88 48%
PAT-ATTEMPTS.....	53-53 100%	31-32 97%
ATTENDANCE.....	862874	520594
Games/Avg Per Game.....	14/61634	10/52059
Neutral Site Games.....	2/42268	



Kevin Riley threw for 1,360 yards and 14 touchdowns during the regular season.



Linebacker Anthony Felder led the team during the regular season with 89 tackles, including 37 solo tackles and five tackles for loss.

SCORE BY QUARTERS	1st	2nd	3rd	4th	Total
California	108	124	81	111	424
Opponents	40	65	86	68	259

CALIFORNIA OVERALL INDIVIDUAL STATISTICS

RUSHING	G	Att	Gain	Loss	Net	Avg	TD	Long	Avg/G
Best, Jahvid	12	194	1653	73	1580	8.1	15	86	131.7
Vereen, Shane	13	142	754	39	715	5.0	4	81	55.0
Slocum, Tracy	11	22	132	7	125	5.7	1	24	11.4
Ross, Jeremy	13	10	72	10	62	6.2	0	41	4.8
Geurts, Peter	3	7	48	1	47	6.7	0	27	15.7
Ta'ufo'ou, Will	13	4	26	0	26	6.5	0	21	2.0
Mansion, Brock	2	3	13	0	13	4.3	1	7	6.5
Young, Sean	10	1	2	0	2	2.0	0	2	0.2
Boateng, Nyan	13	1	0	0	0	0.0	0	0	0.0
Tyndall, John	11	1	0	1	-1	-1.0	0	0	-0.1
Williams, Worrell	13	1	0	2	-2	-2.0	0	0	-0.2
Team	12	11	0	24	-24	-2.2	0	0	-2.0
Riley, Kevin	11	30	86	142	-56	-1.9	1	27	-5.1
Longshore, Nate	13	8	0	66	-66	-8.2	0	0	-5.1
Total	13	435	2786	365	2421	5.6	22	86	186.2
Opponents	13	495	2056	467	1589	3.2	16	59	122.2

PASSING	G	Effic	C-A-I	Pct	Yds	TD	Lng	Avg/G
Riley, Kevin	11	117.85	112-221-6	50.7	1360	14	59	123.6
Longshore, Nate	13	125.78	93-164-4	56.7	1051	10	74	80.8
Mansion, Brock	2	86.40	3-6-0	50.0	26	0	10	13.0
Team	12	0.00	0-4-0	0.0	0	0	0	0.0
Vereen, Shane	13	0.00	0-1-0	0.0	0	0	0	0.0
Ross, Jeremy	13	682.00	1-1-0	100.0	30	1	30	2.3
Total	13	120.59	209-397-10	52.6	2467	25	74	189.8
Opponents	13	98.46	223-432-24	51.6	2509	12	63	193.0

RECEIVING	G	No.	Yds	Avg	TD	Long	Avg/G
Boateng, Nyan	13	29	439	15.1	5	53	33.8
Morra, Cameron	13	27	326	12.1	8	50	25.1
Best, Jahvid	12	27	246	9.1	1	42	20.5
Vereen, Shane	13	27	221	8.2	1	59	17.0
Tucker, Verran	10	21	362	17.2	3	74	36.2
Cunningham, LaReylle	13	18	276	15.3	1	35	21.2
Ross, Jeremy	13	17	210	12.4	2	29	16.2
Young, Sean	10	17	192	11.3	1	42	19.2
Calvin, Michael	4	8	103	12.9	0	23	25.8
Ta'ufo'ou, Will	13	7	27	3.9	1	5	2.1
Smith, Tad	12	3	23	7.7	1	9	1.9
Slocum, Tracy	11	2	0	0.0	0	2	0.0
Smith, Zach	9	1	10	10.0	0	10	1.1
Glover, Drew	2	1	9	9.0	0	9	4.5
Jones, Marvin	5	1	8	8.0	0	8	1.6
Stroud, Alex	1	1	7	7.0	0	7	7.0
Riley, Kevin	11	1	6	6.0	0	6	0.5
Miller, Anthony	10	1	2	2.0	1	2	0.2
Total	13	209	2467	11.8	25	74	189.8
Opponents	13	223	2509	11.3	12	63	193.0



Syd'Quan Thompson

PUNT RETURNS	No.	Yds	Avg	TD	Long
Thompson, Syd'Quan	28	344	12.3	1	73
Young, Sean	8	38	4.8	0	15
Johnson, Brett	1	5	5.0	0	0
Kendricks, Mychal	1	26	26.0	0	0
Nnabuife, Bryant	0	35	0.0	2	30
Total	38	448	11.8	3	73
Opponents	23	284	12.3	1	56

INTERCEPTIONS	No.	Yds	Avg	TD	Long
Thompson, Syd'Quan	4	128	32.0	0	90
Hagan, Darian	3	12	4.0	0	6
Mohamed, Mike	3	30	10.0	1	19
Ezeff, Marcus	3	78	26.0	1	69
Cattouse, Sean	3	24	8.0	0	10
Johnson, Brett	2	62	31.0	1	43
Conte, Chris	1	0	0.0	0	0
Felder, Anthony	1	15	15.0	0	15
Hicks, Bernard	1	0	0.0	0	0
Young, Eddie	1	17	17.0	0	17
Jordan, Cameron	1	3	3.0	0	3
Williams, Worrell	1	50	50.0	0	50
Total	24	419	17.5	3	90
Opponents	10	184	18.4	3	53

KICK RETURNS	No.	Yds	Avg	TD	Long
Ross, Jeremy	17	337	19.8	0	47
Best, Jahvid	16	421	26.3	0	54
Hagan, Darian	3	68	22.7	0	28
Slocum, Tracy	2	8	4.0	0	8
Mohamed, Mike	2	10	5.0	0	6
Bishop, Devin	1	15	15.0	0	15
Holley, Brian	1	3	3.0	0	3
Thompson, Syd'Quan	1	15	15.0	0	15
Total	43	877	20.4	0	54
Opponents	66	1352	20.5	1	86



Nyan Boateng



Jahvid Best scores one of his four touchdowns against Washington en route to rushing for a school-record 311 yards in Cal's 48-7 win.

FUMBLE RETURNS	No.	Yds	Avg	TD	Long
Jordan, Cameron	1	7	7.0	0	7
Mohamed, Mike	1	3	3.0	0	3
Follett, Zack	0	0	0.0	1	0
Total	2	10	5.0	1	7
Opponents	0	0	0.0	0	0

----- PATs -----									
SCORING	TD	FGs	Kick	Rush	Rcv	Pass	DXP	Saf	Pts
Best, Jahvid	16	0-0	0-0	0-0	0	0-0	0	0	96
Tavecchio, Giorgio	0	9-13	25-25	0-0	0	0-0	0	0	52
Morrah, Cameron	8	0-0	0-0	0-0	0	0-0	0	0	48
Seawright, David	0	5-7	26-26	0-0	0	0-0	0	0	41
Vereen, Shane	5	0-0	0-0	0-0	0	0-0	0	0	30
Boateng, Nyan	5	0-0	0-0	0-0	0	0-0	0	0	30
Tucker, Verran	3	0-0	0-0	0-0	0	0-0	0	0	18
Ross, Jeremy	2	0-0	0-0	0-0	0	0-0	0	0	12
Nnabuike, Bryant	2	0-0	0-0	0-0	0	0-0	0	0	12
Young, Sean	1	0-0	0-0	0-0	0	0-0	0	0	6
Ezeff, Marcus	1	0-0	0-0	0-0	0	0-0	0	0	6
Cunningham, LaReylle	1	0-0	0-0	0-0	0	0-0	0	0	6
Mohamed, Mike	1	0-0	0-0	0-0	0	0-0	0	0	6
Ta'ufo'ou, Will	1	0-0	0-0	0-0	0	0-0	0	0	6
Smith, Tad	1	0-0	0-0	0-0	0	0-0	0	0	6
Miller, Anthony	1	0-0	0-0	0-0	0	0-0	0	0	6
Riley, Kevin	1	0-0	0-0	0-0	0	0-0	0	0	6
Slocum, Tracy	1	0-0	0-0	0-0	0	0-0	0	0	6
Follett, Zack	1	0-0	0-0	0-0	0	0-0	0	0	6
Mansion, Brock	1	0-0	0-0	0-0	0	0-0	0	0	6
Johnson, Brett	1	0-0	0-0	0-0	0	0-0	0	0	6
Thompson, Syd'Quan	1	0-0	0-0	0-0	0	0-0	0	0	6
Kay, Jordan	0	1-1	2-2	0-0	0	0-0	0	0	5
Team	0	0-0	0-0	0-0	0	0-0	0	1	2
Longshore, Nate	0	0-0	0-0	0-0	0	0-1	0	0	0
Total	54	15-21	53-53	0-0	0	0-1	0	1	424
Opponents	33	10-17	31-32	0-1	0	0-0	0	0	259

TOTAL OFFENSE	G	Plays	Rush	Pass	Total	Avg/G
Best, Jahvid	12	194	1580	0	1580	131.7
Riley, Kevin	11	251	-56	1360	1304	118.5
Longshore, Nate	13	172	-66	1051	985	75.8
Vereen, Shane	13	143	715	0	715	55.0
Slocum, Tracy	11	22	125	0	125	11.4
Ross, Jeremy	13	11	62	30	92	7.1
Geurts, Peter	3	7	47	0	47	15.7
Mansion, Brock	2	9	13	26	39	19.5
Ta'ufo'ou, Will	13	4	26	0	26	2.0
Young, Sean	10	1	2	0	2	0.2
Tyndall, John	11	1	-1	0	-1	-0.1
Williams, Worrell	13	1	-2	0	-2	-0.2
Team	12	15	-24	0	-24	-2.0
Total	13	832	2421	2467	4888	376.0
Opponents	13	927	1589	2509	4098	315.2

ALL PURPOSE	G	Rush	Rec	PR	KOR	IR	Tot	Avg/G
Best, Jahvid	12	1580	246	0	421	0	2247	187.2
Vereen, Shane	13	715	221	0	0	0	936	72.0
Ross, Jeremy	13	62	210	0	337	0	609	46.8
Thompson, Syd'Quan	13	0	0	344	15	128	487	37.5
Boateng, Nyan	13	0	439	0	0	0	439	33.8
Tucker, Verran	10	0	362	0	0	0	362	36.2
Morrah, Cameron	13	0	326	0	0	0	326	25.1
Cunningham, LaReylle	13	0	276	0	0	0	276	21.2
Young, Sean	10	2	192	38	0	0	232	23.2
Slocum, Tracy	11	125	0	0	8	0	133	12.1
Calvin, Michael	4	0	103	0	0	0	103	25.8
Hagan, Darian	13	0	0	0	68	12	80	6.2
Ezeff, Marcus	13	0	0	0	0	78	78	6.0
Johnson, Brett	12	0	0	5	0	62	67	5.6
Ta'ufo'ou, Will	13	26	27	0	0	0	53	4.1
Williams, Worrell	13	-2	0	0	0	50	48	3.7
Geurts, Peter	3	47	0	0	0	0	47	15.7
Mohamed, Mike	13	0	0	0	10	30	40	3.1
Nnabuike, Bryant	10	0	0	35	0	0	35	3.5
Kendricks, Mychal	13	0	0	26	0	0	26	2.0
Cattouse, Sean	11	0	0	0	0	24	24	2.2
Smith, Tad	12	0	23	0	0	0	23	1.9
Young, Eddie	12	0	0	0	0	17	17	1.4
Bishop, Devin	12	0	0	0	15	0	15	1.2
Felder, Anthony	13	0	0	0	0	15	15	1.2
Mansion, Brock	2	13	0	0	0	0	13	6.5
Smith, Zach	9	0	10	0	0	0	10	1.1
Glover, Drew	2	0	9	0	0	0	9	4.5
Jones, Marvin	5	0	8	0	0	0	8	1.6
Stroud, Alex	1	0	7	0	0	0	7	7.0
Holley, Brian	11	0	0	0	3	0	3	0.3
Jordan, Cameron	12	0	0	0	0	3	3	0.2
Miller, Anthony	10	0	2	0	0	0	2	0.2
Tyndall, John	11	-1	0	0	0	0	-1	-0.1
Team	12	-24	0	0	0	0	-24	-2.0
Riley, Kevin	11	-56	6	0	0	0	-50	-4.5
Longshore, Nate	13	-66	0	0	0	0	-66	-5.1
Total	13	2421	2467	448	877	419	6632	510.2
Opponents	13	1589	2509	284	1352	184	5918	455.2

PUNTING	No.	Yds	Avg	Long	TB	FC	I20	Blkd
Anger, Bryan	71	3063	43.1	76	7	17	26	1
Team	3	24	8.0	24	0	0	0	2

KICKOFFS	No.	Yds	Avg	TB	OB	Retn	Net	YdLn
Tavecchio, Giorgio	52	2944	56.6	1	4			
Seawright, David	16	979	61.2	0	3			
Kay, Jordan	11	602	54.7	0	1			
Total	79	4525	57.3	1	8	1352	39.9	30
Opponents	54	3329	61.6	8	1	877	42.4	27

FGs	FGM-A	Pct	1-19	20-29	30-39	40-49	50-99	Lg	Blk
Seawright, David	5-7	71.4	0-0	4-5	1-1	0-1	0-0	37	1
Tavecchio, Giorgio	9-13	69.2	0-0	4-4	2-4	3-4	0-1	42	0
Kay, Jordan	1-1	100.0	0-0	0-0	1-1	0-0	0-0	36	0

FG SEQUENCE	California	Opponents
Michigan State	(26)	39,(34)
Washington State	(37)	(43),42
Maryland	(29),(22),25	27
Colorado State	41	-
Arizona State	(21)	44
Arizona	50,(42),(40)	-
UCLA	(26),(42)	(23),(38)
Oregon	41,(33)	(39),29
USC	(35)	(27)
Oregon State	-	(28),(24),29
Stanford	(28)	25,(20)
Washington	30,(23),(36)	-
Miami, Fla.	(23),34	(22)

Numbers in (parentheses) indicate field goal was made.

DEFENSIVE STATISTICS	GP	Tackles			Sacks		Pass Def			Fumbles			Kick	Saf
		Solo	Ast	Total	TFL/Yds	No-Yds	Int-Yds	PBU	QBH	Rcv-Yds	FF			
Felder, Anthony	13	37	56	93	5.5-14	0.5-3	1-15	1	2	.	1	.	.	.
Follett, Zack	13	58	29	87	23.0-138	10.5-99	.	4	4	1-0	5	.	.	.
Mohamed, Mike	13	51	36	87	6.0-22	3.0-16	3-30	2	3	2-3	1	.	.	.
Thompson, Syd'Quan	13	41	29	70	7.5-26	2.0-17	4-128	14
Ezeff, Marcus	13	36	30	66	1.0-1	.	3-78	6	.	1-0
Williams, Worrell	13	25	39	64	5.0-20	1.0-10	1-50	6	.	1-0
Alualu, Tyson	13	21	41	62	11.0-66	6.0-51	.	2	6	.	2	.	.	.
Hagan, Darian	13	38	18	56	2.5-4	.	3-12	15	.	1-0	1	.	.	.
Jordan, Cameron	12	26	21	47	11.0-29	4.0-17	1-3	.	2	2-7	1	.	.	.
Johnson, Brett	12	25	18	43	.	.	2-62	3	.	.	1	1	.	.
Young, Eddie	12	18	22	40	1.5-4	0.5-3	1-17	.	.	.	1	.	.	.
Hill, Derrick	13	4	25	29	2.5-4	0.5-1	.	1
Conte, Chris	12	15	13	28	1.0-5	.	1-0	7
Hicks, Bernard	6	14	9	23	.	.	1-0	1
Davis, Rulon	9	8	11	19	5.5-33	4.0-28	.	2	3	.	2	1	.	.
Kendricks, Mychal	13	8	7	15	1.0-10	1.0-10	1	.	.
Kane, Mika	13	4	10	14	0.5-1
Holt, D.J.	12	9	5	14	1.0-1
Bishop, Devin	12	6	7	13	0.5-1
Cattouse, Sean	11	8	5	13	0.5-1	.	3-24	5
Tyndall, John	11	6	2	8
Browner, Keith	13	3	5	8	1.5-10	1.0-9	.	2	.	1-0
Amadi, Charles	11	4	3	7
Johnson, Charles	13	3	4	7
Brooks, Jesse	11	4	2	6
Mullins, Robert	3	2	3	5
McIntyre, Shea	11	4	1	5
Owusu, Ernest	5	2	3	5	1.0-3
Nnabufife, Bryant	10	2	3	5	.	.	.	1
Russi, Matt	13	1	3	4	.	.	.	1	.	1-0
Campbell, D.J.	9	4	.	4
Slocum, Tracy	11	2	2	4
Guyton, Trevor	7	2	1	3
Costanzo, Michael	7	1	1	2
Smith, Zach	9	2	.	2
Ta'ufo'ou, Will	13	1	1	2
Morrah, Cameron	13	1	1	2
Boateng, Nyan	13	1	1	2
Team	12	2	.	2	2.0-11	1.0-6	1	.	1	.
Best, Jahvid	12	2	.	2
Anger, Bryan	13	1	.	1
Smith, Tad	12	.	1	1
Glover, Drew	2	1	.	1
Ross, Jeremy	13	1	.	1
Longshore, Nate	13	1	.	1
Total	13	505	468	973	91-404	35-270	24-419	73	20	10-10	16	3	1	.
Opponents	13	461	383	844	83-337	25-183	10-184	56	12	9-0	12	3	.	.



Chris Conte



Cameron Jordan

Game	First Downs Score	Rushing Tot	Passing Ru-Pa-Pe	Total Off. No-Yds-TD	Punts C-A-I	Fum. Yds	Penalties TD	3rd Pl-Yds	Time of No-Avg	F/L	No-Yds	Dns	Poss
Michigan State	31	23	2-16-5	31-81-2	20-48-1	321	1	79-402	6-31.5	1/0	8-82	6-of-16	27:56
Cal	38	22	7-12-3	36-203-2	20-30-2	264	2	66-467	5-38.4	0/0	8-75	4-of-10	31:51
Cal	66	20	11-7-2	40-391-7	14-24-0	114	1	64-505	5-39.6	1/1	8-66	4-of-12	28:25
Washington State	3	9	3-4-2	35-57-0	13-30-4	110	0	65-167	8-41.2	2/0	6-55	1-of-13	31:35
Cal	27	26	3-21-2	23-38-0	33-60-1	423	3	83-461	4-47.2	1/0	8-75	2-of-11	30:38
Maryland	35	19	8-9-2	47-141-3	15-20-0	156	2	67-297	4-47.8	4/2	3-25	6-of-12	29:22
Colorado State	7	19	11-8-0	30-189-1	18-36-3	226	0	82-351	7-40.4	0/0	4-30	7-of-18	36:03
Cal	42	20	10-9-1	30-189-0	15-26-0	159	3	56-348	4-43.0	3/2	4-25	6-of-11	23:57
Arizona State	14	16	5-9-2	32-71-1	20-35-2	165	1	67-236	7-43.3	4/1	7-45	4-of-16	30:37
Cal	24	18	6-10-2	33-79-0	17-28-1	198	3	61-277	7-47.4	1/0	4-33	2-of-10	29:23
Cal	27	18	6-12-0	23-110-1	25-56-2	315	2	79-425	8-45.4	1-0	6-49	2-of-15	29:02
Arizona	42	17	8-9-0	41-179-3	16-27-1	225	2	68-404	8-46.2	2-1	0-0	3-of-13	29:32
UCLA	20	11	1-10-0	22-16-0	19-41-4	237	1	63-253	6-50.2	0-0	10-74	5-of-17	25:35
Cal	41	18	9-7-2	42-232-1	11-22-0	153	2	64-385	7-33.6	1-0	8-65	4-of-13	34:25
Oregon	16	21	16-3-2	50-206-2	11-32-2	84	0	82-290	6-47.7	1-1	4-36	4-of-18	25:12
Cal	26	16	4-9-3	40-132-1	20-39-1	216	2	79-348	7-39.1	4-4	9-85	7-of-19	34:48
Cal	3	13	1-8-4	27-26-0	15-31-1	138	0	57-165	7-40.3	0-0	8-50	5-of-14	30:48
USC	17	22	10-12-0	36-173-0	18-30-0	238	2	66-411	5-27.6	4-1	10-105	4-of-11	29:12
Cal	21	11	6-5-0	30-85-1	12-27-1	147	2	57-232	8-40.8	2-1	5-49	2-of-13	25:14
Oregon State	34	20	12-6-2	42-194-2	14-28-1	145	0	70-339	6-38.5	3-0	7-60	4-of-13	34:46
Stanford	16	23	7-14-2	37-123-1	23-39-3	312	1	75-435	4-34.0	1-1	7-54	4-of-13	33:29
Cal	37	17	10-4-3	38-287-2	7-11-1	101	3	50-388	4-60.2	0-0	3-25	3-of-9	26:31
Washington	7	12	7-4-1	44-104-1	11-25-2	96	0	69-200	6-40.0	5-2	6-51	6-of-17	29:50
Cal	48	20	15-4-1	44-431-5	10-22-0	118	1	66-549	3-33.7	1-0	4-50	4-of-11	30:10
Miami	17	17	5-11-1	32-119-0	25-41-1	194	2	73-313	6-32.0	1-1	3-30	7-of-19	34:05
Cal	24	11	9-2-0	30-217-2	10-21-0	121	1	51-338	5-36.4	1-1	2-10	2-of-11	25:55

RED ZONE STATISTICS

	Times In RZ	Times Scored	Total Pts	TDs	Rush TDs	Pass TDs	FGs Made	Failed to score inside RZ					
								FGA	Downs	Int	Fumb	Half	Game
California	51	42	245	30	10	20	12	3	0	2	2	2	0
42 of 51 (82.4%)													
Opponents	44	30	172	21	15	6	9	5	3	5	1	0	0
30 of 44 (68.2%)													

TURNOVER STATISTICS

	Total TO's	INT	Fumb	Points Scored Off Turnovers		
				Total	TD	FG
California	19	10	9	125	17	2
Opponents	34	24	10	35	5	0



Against the Huskies on Dec. 6 in Cal's regular season finale, Darian Hagan had two of Cal's 23 interceptions in 2008.

RUSHING

Att-Yds-TD	#4 Best	#34 Vereen	#23 Ta'ufou'ou	#22 Slocum	#13 Riley	#38 Geurts	#3 Ross
Michigan State	24-111-1	9-101-1	0-0-0	0-0-0	1-(-4)-0	0-0-0	0-0-0
Washington State	14-200-3	9-80-1	1-1-0	7-20-1	2-45-1	6-44-0	0-0-0
Maryland	10-25-0	5-23-0	0-0-0	0-0-0	7-(-23)-0	dnp	1-13-0
Colorado State	11-85-0	12-75-0	0-0-0	4-35-0	1-(-3)-0	dnp	1-(-1)-0
Arizona State	inj	27-93-0	0-0-0	0-0-0	0-0-0	dnp	2-(-4)-0
Arizona	16-107-1	4-23-0	0-0-0	0-0-0	2-(-5)-0	dnp	0-0-0
UCLA	17-115-1	14-99-0	1-0-0	5-34-0	4-(-13)-0	dnp	0-0-0
Oregon	16-93-0	21-61-1	0-0-0	0-0-0	0-0-0	dnp	0-0-0
USC	13-30-0	5-3-0	1-21-0	0-0-0	4-(-14)-0	dnp	1-5-0
Oregon State	15-116-1	6-16-0	0-0-0	0-0-0	6-(-41)-0	dnp	1-(-2)-0
Stanford	19-201-2	12-56-0	1-4-0	0-0-0	2-(-15)-0	dnp	2-43-0
Washington	19-311-4	10-49-1	0-0-0	6-36-0	1-17-0	1-3-0	1-8-0
Miami	20-188-2	8-36-0	0-0-0	dnp	dnp	dnp	dnp

RECEIVING (WRS)

Att-Yds-TD	#88 Young	#85 Cunningham	#84 Calvin	#8 Boateng	#3 Ross	#1 Jones	#86 Tucker
Michigan State	4-81-0	1-6-0	0-0-0	0-0-0	0-0-0	0-0-0	dnp
Washington State	2-23-1	1-13-0	1-12-0	4-44-0	0-0-0	0-0-0	dnp
Maryland	1-4-0	7-138-0	5-69-0	4-64-0	0-0-0	1-8-0	1-10-1
Colorado State	1-4-0	2-24-0	1-4-0	1-11-1	1-14-1	dnp	1-29-0
Arizona State	0-0-0	3-42-1	1-18-0	3-51-1	0-0-0	dnp	dnp
Arizona	6-55-0	2-8-0	inj	2-31-0	3-56-0	0-0-0	4-68-1
UCLA	1-4-0	0-0-0	inj	2-67-1	3-44-1	0-0-0	1-17-0
Oregon	1-4-0	0-0-0	inj	3-56-1	2-36-1	0-0-0	5-66-0
USC	0-0-0	0-0-0	inj	4-43-0	2-14-0	dnp	3-40-0
Oregon State	0-0-0	2-45-0	inj	2-36-1	3-30-0	dnp	3-28-1
Stanford	0-0-0	0-0-0	inj	0-0-0	0-0-0	0-0-0	1-0-0
Washington	0-0-0	0-0-0	inj	1-9-0	1-5-0	0-0-0	1-30-0
Miami	dnp	0-0-0	inj	3-27-0	2-9-0	0-0-0	1-74-0

RECEIVING (OTHER)

Att-Yds, TD	#4 Best	#5 Morrah	#34 Vereen	#23 Ta'ufou'ou	#44 Smith	#22 Slocum	#80 Miller	#27 Smith
Michigan State	5-63-0	5-93-1	4-16-0	1-5-1	0-0-0	0-0-0	0-0-0	0-0-0
Washington State	1-2-0	0-0-0	2-10-0	0-0-0	0-0-0	2-0-0	0-0-0	1-10-0
Maryland	5-65-0	5-49-1	2-(-1)-0	0-0-0	2-17-1	0-0-0	0-0-0	0-0-0
Colorado State	3-27-0	2-23-1	2-19-0	1-4-0	0-0-0	0-0-0	0-0-0	0-0-0
Arizona State	inj	3-29-1	5-51-0	1-1-0	0-0-0	0-0-0	0-0-0	0-0-0
Arizona	4-33-0	3-60-1	1-4-0	0-0-0	0-0-0	0-0-0	0-0-0	0-0-0
UCLA	1-4-0	2-5-1	1-12-0	0-0-0	0-0-0	0-0-0	0-0-0	0-0-0
Oregon	2-2-0	1-5-0	4-25-0	1-3-0	0-0-0	0-0-0	0-0-0	0-0-0
USC	3-15-0	1-20-0	1-2-0	1-4-0	0-0-0	0-0-0	0-0-0	0-0-0
Oregon State	0-0-0	0-0-0	1-3-0	1-5-0	0-0-0	0-0-0	0-0-0	0-0-0
Stanford	3-35-1	1-1-1	1-59-1	0-0-0	0-0-0	0-0-0	0-0-0	0-0-0
Washington	0-0-0	3-39-1	1-14-0	1-5-0	0-0-0	0-0-0	0-0-0	0-0-0
Miami	0-0-0	1-2-0	2-7-0	0-0-0	0-0-0	dnp	1-2-1	

PASSING

Cmp-Att-Yds-Int, TD	#13 Riley	#6 Longshore	#10 Mansion
Michigan State	17-24-202-0, 2	3-5-62-2, 0	dnp
Washington State	6-14-51-0, 1	7-8-53-0, 0	1-2-10-0, 0
Maryland	33-58-423-1, 3	0-0-0-0, 0	dnp
Colorado State	6-13-59-0, 1	9-13-100-0, 2	dnp
Arizona State	dnp	17-28-198-1, 3	dnp
Arizona	7-19-97-1, 0	18-37-218-1, 2	dnp
UCLA	11-22-153-0, 2	0-0-0-0, 0	dnp
Oregon	7-12-80-1, 1	13-27-136-0, 1	dnp
USC	4-15-59-1, 0	11-15-79-0, 0	dnp
Oregon State	11-25-117-1, 1	0-0-0-0, 0	dnp
Stanford	7-11-101-1, 3	0-0-0-0, 0	dnp
Washington	3-7-18-0, 0	5-10-84-0, 1	2-4-16-0, 0
Miami	dnp	10-21-121-1, 0	dnp

PUNTING

No-Avg, In 20, In 10, TB	#19 Anger
Michigan State	4-48.0, 3, 1, 0
Washington State	5-39.6, 0, 0, 0
Maryland	4-47.2, 3, 1, 0
Colorado State	4-43.0, 1, 0, 2
Arizona State	7-47.4, 3, 3, 0
Arizona	8-48.4, 3, 2, 1
UCLA	7-39.2, 3, 0, 1
Oregon	7-39.1, 2, 1, 0
USC	7-40.3, 1, 0, 1
Oregon State	8-40.8, 1, 0, 0
Stanford	4-60.2, 3, 2, 1
Washington	3-33.3, 2, 1, 0
Miami	5-36.4, 1, 0, 1

DEFENSIVE LINEMEN

Solo-Ast, Big Plays	#44 Alualu	#94 Davis	#76 Hill	#47 Browner	#98 Kane	#97 Jordan	#95 Owusu	#77 Costanzo
Michigan State	0-3	0-3	0-1	1-0	dnp	dnp	dnp	0-0
Washington State	1-2, TFL	0-0, BK	0-0	0-1, TFL	1-0	2-0, TFL	dnp	0-0
Maryland	5-3, QS	4-2, QS, FF	1-3	0-0, FR	0-0	0-2	dnp	0-0
Colorado State	1-3, 0.5 QS	0-1, 0.5 QS	0-2, PBU	1-3, QS	0-0	0-3, INT	1-3	0-1
Arizona State	1-2	inj	0-4	0-1, PBU	0-1	5-3, 2QS, 3 TFL, FF	0-0	0-0
Arizona	1-1, 0.5 QS	inj	0-3, 0.5 QS	1-0	0-0	1-0	0-0	0-0
UCLA	2-4, 2 QS, 2 PBU	inj	0-3, TFL	0-0	0-0	2-2, TFL	0-0	dnp
Oregon	1-2, 2 TFL	inj	0-2	0-0	0-2	5-6, QS, 3 TFL	0-0	0-0
USC	1-2, QS, 2 TFL	0-0	0-1	0-0	1-1	5-1, QS	dnp	0-0
Oregon State	0-6	1-1, 2 TFL, QS, FF, PBU	0-1	0-0	1-2	3-2, TFL	dnp	0-0
Stanford	2-6, TFL, FF	1-2, 2 TFL, 1.5 QS	1-1	0-0	0-1, TFL	0-0, FR	dnp	dnp
Washington	4-6, QS, 2 TFL, FF	0-1	1-2	0-0	0-1	1-2	1-0	1-0
Miami	2-1, .5 TFL	2-1	1-2, 1.5 TFL	0-0	1-1	3-0, 2 TFL, FR	dnp	dnp

LINEBACKERS

Solo-Ast, Big Plays	#7 Felder	#1 Williams	#56 Follett	#9 Young	#18 Mohamed	#10 Bishop	#3 Holt	#30 K'dricks	#43 J'nson
Michigan State	3-9, TFL	0-4, TFL	3-5, 2 TFL	1-3	1-1	1-1	0-0	2-0	0-0
Washington State	3-1	3-3, TFL	2-1, TFL, QS, FR-TD	3-1	3-4, 2 TFL	1-1, TFL	3-1	2-2, QS	3-3
Maryland	4-4	2-5	4-1, QS, FF, FR, PBU	0-2	1-4	0-0	2-0, TFL	0-0	0-0
Colorado State	2-5, 0.5 QS	2-4, TFL	2-3, 2 TFL	2-5, 0.5 QS	3-6	2-2	0-1	2-0, BK	0-0
Arizona State	3-3, TFL, FF	2-2, PBU	4-1, QS, FF	1-4	2-3	0-1	0-0	0-1	0-0
Arizona	5-2, TFL, INT	6-0, QS, 2 TFL	6-1, QS	4-0	7-1	0-0	0-0	1-0	0-0
UCLA	0-3, TFL	1-1	3-2	0-1	9-0, QS, 2 TFL, INT	0-0	0-0	0-0	0-0
Oregon	1-1	4-4, INT, 2 PBU	8-3, QS, 3 TFL, PBU	0-0	10-4	0-2	1-1	0-1	0-0
USC	8-2	0-2, FR	4-1, TFL, FF	0-1	5-2, QS, 2 TFL	0-0	1-1	0-1	0-0
Oregon State	1-6	0-3, 0.5 TFL	6-4, TFL, PBU	2-1	2-3, 2 PBU	dnp	0-1	0-0	0-0
Stanford	5-8	0-7, PBU	5-5, 5 TFL, 2.5 QS	1-1, INT	3-2, INT	0-0	0-0	1-1	0-0
Washington	2-7	2-4	3-1, QS, 2 TFL, FF	3-2, TFL	3-1, QS, FF, 2 FR	0-0	2-0	0-1	0-1
Miami	0-4, .5 TFL, PBU	3-0	8-1, 4 TFL, FF, PBU	1-1	2-5, INT	2-0	0-0	0-0	0-0

DEFENSIVE BACKS

Solo-Ast, Big Plays	#29 Ezeff	#5 Thompson	#26 Hagan	#2 Hicks	#25 Johnson
Michigan State	4-5, 2 PBU	4-1, INT, 3 PBU	5-1, 3 PBU	3-1	1-1, BK
Washington State	3-0, TFL	1-1, 2 INT	2-1	4-1, INT	0-0, INT
Maryland	2-2	5-1, QS, PBU	3-0, FF	1-4	1-1
Colorado State	1-2	5-4, QS	3-4, INT, TFL, PBU	dnp	2-4, INT-TD
Arizona State	0-0	3-0, 4 PBU	7-1, TFL, FR, PBU	dnp	3-4, FF
Arizona	5-2, FR	1-0, PBU	1-0, PBU	dnp	0-0
UCLA	2-1, 2 INT	8-2, TFL, 2 PBU	2-1, 3 PBU	dnp	1-0
Oregon	3-2, 2 PBU	1-7, 2 TFL	4-2, TFL, 3 PBU	dnp	0-2
USC	5-3	3-0	1-2, PBU	dnp	7-0, PBU
Oregon State	0-4	2-3, 2 TFL, INT	3-1, 2 PBU	1-2	2-5
Stanford	3-4, INT, PBU	3-3, PBU	3-0	2-1	inj
Washington	3-2, PBU	3-4, TFL	1-0, 2 INT	3-0, PBU	1-1, 2 PBU
Miami	5-2	2-3, TFL, 2 PBU	3-5	dnp	1-0

Solo-Ast, Big Plays	#17 Conte	#27 Amadi	#15 Nnabuike	#11 Cattouse
Michigan State	2-0	0-0	0-0, PR-TD	0-0
Washington State	0-0	1-0	1-1, PBU	0-0
Maryland	0-0	0-0	0-0	0-0
Colorado State	4-4, 2 PBU	0-0	0-0, PR-TD	0-1, PBU
Arizona State	1-1, INT	0-1	0-0	2-0, INT, PBU
Arizona	0-0	1-0	0-0	0-0, PBU
UCLA	1-0	0-1	0-0	0-0, INT, PBU
Oregon	0-1	0-0	0-0	1-0, INT
USC	1-0, PBU	0-0	dnp	dnp
Oregon State	2-1, TFL	1-0	dnp	1-0, PBU
Stanford	1-4	0-1	0-0	3-2
Washington	inj	1-0	1-2	0-0
Miami	3-2, 2 PBU	0-0	0-0	1-2, .5 TFL



Cameron Jordan had this QB sack, and a total of six tackles, at USC on Nov. 8.



Marcus Ezeff returned this interception for a touchdown against UCLA.

GAME-BY-GAME OFFENSIVE STARTERS

Opponent	QB	TB	WR	WR	TE	FB	LT	LG	C	RG	RT
Michigan State	Riley	Vereen	Young	Cunningham	Morrah	Ross (WR)	Teofilo	Guarnero	Mack	Malele	Schwartz
Washington State	Riley	Best	Young	Cunningham	Morrah	Ta'ufo'ou	Teofilo	Guarnero	Mack	Malele	Schwartz
Maryland	Riley	Best	Young	Cunningham	Morrah	T. Smith (TE)	Teofilo	Guarnero	Mack	Malele	Schwartz
Colorado State	Riley	Best	Young	Ross	Morrah	Ta'ufo'ou	Schwartz	Boskovich	Mack	Malele	Teofilo
Arizona State	Longshore	Vereen	Young	Boateng	Morrah	Ta'ufo'ou	Schwartz	Boskovich	Mack	Malele	Teofilo
Arizona	Longshore	Best	Young	Boateng	Morrah	Ta'ufo'ou	Schwartz	Boskovich	Mack	Malele	Teofilo
UCLA	Riley	Vereen	Tucker	Best	Morrah	Ta'ufo'ou	Schwartz	Boskovich	Mack	Malele	Teofilo
Oregon	Riley	Best	Tucker	Cunningham	Morrah	Ta'ufo'ou	Schwartz	Boskovich	Mack	Cheadle	Edwards
USC	Longshore	Best	Tucker	Boateng	Morrah	Ross (WR)	Schwartz	Boskovich	Mack	Malele	Edwards
Oregon State	Riley	Best	Tucker	Boateng	Morrah	Ross (WR)	Schwartz	Boskovich	Mack	Malele	Edwards
Stanford	Riley	Best	Tucker	Boateng	Morrah	Ta'ufo'ou	Schwartz	Boskovich	Mack	Malele	Edwards
Washington	Riley	Best	Tucker	Ross	Morrah	Ta'ufo'ou	Schwartz	Boskovich	Mack	Malele	Edwards
Miami	Longshore	Best	Tucker	Ross	Morrah	Alualu (TE)	Schwartz	Boskovich	Mack	Malele	Edwards



Cameron Morrah



Will Ta'ufo'ou

GAME-BY-GAME DEFENSIVE STARTERS

Opponent	DE	NT	DE	OLB	OLB	ILB	ILB	CB	S	S	CB
Michigan State	Davis	Hill	Alualu	Follett	Young	Williams	Felder	Thompson	Hicks	Ezeff	Hagan
Washington State	Davis	Hill	Alualu	Follett	Young	Williams	Felder	Thompson	Hicks	Ezeff	Hagan
Maryland	Jordan	Hill	Alualu	Follett	Young	Williams	Felder	Thompson	Johnson	Ezeff	Hagan
Colorado State	Davis	Hill	Alualu	Follett	Young	Williams	Felder	Thompson	Johnson	Ezeff	Hagan
Arizona State	Jordan	Hill	Alualu	Follett	Young	Williams	Felder	Thompson	Johnson	Ezeff	Hagan
Arizona	Jordan	Hill	Alualu	Follett	Young	Williams	Felder	Thompson	Johnson	Ezeff	Hagan
UCLA	Jordan	Hill	Alualu	Follett	Young	Williams	Felder	Thompson	Johnson	Ezeff	Hagan
Oregon	Jordan	Kane	Alualu	Follett	Mohamed	Williams	Felder	Thompson	Johnson	Ezeff	Hagan
USC	Jordan	Davis	Alualu	Follett	Mohamed	Williams	Conte (CB)	Thompson	Johnson	Ezeff	Hagan
Oregon State	Jordan	Kane	Alualu	Follett	Mohamed	Williams	Felder	Thompson	Johnson	Ezeff	Hagan
Stanford	Jordan	Kane	Alualu	Follett	Mohamed	Williams	Felder	Thompson	Cattouse	Ezeff	Hagan
Washington	Davis	Hill	Alualu	Follett	Mohamed	Williams	Felder	Thompson	Johnson	Ezeff	Hagan
Miami	Davis	Hill	Alualu	Follett	Young	Williams	Felder	Thompson	Cattouse	Ezeff	Hagan



Tyson Alualu



Worrell Williams

CALIFORNIA LONG PLAYS

RUSHES: 25

86	Best v. Washington State (TD)
84	Best v. Washington (TD)
81	Vereen v. Michigan State (TD)
80	Best v. Washington State (TD)
67	Best v. Arizona (TD)
65	Best v. Oregon State (TD)
60	Best v. Washington (TD)
60	Best v. Stanford
56	Vereen v. UCLA
53	Best v. Washington
50	Best v. Oregon
42	Best v. Miami (TD)
45	Best v. Stanford (TD)
41	Ross v. Stanford
39	Vereen v. Washington State (TD)
36	Best v. Stanford
34	Best v. Washington
34	Best v. UCLA (TD)
32	Best v. Miami
28	Best v. Miami
27	Riley v. Washington State (TD)
27	Geurts v. Washington State
25	Best v. Miami
24	Vereen v. Colorado State
24	Slocum v. Washington

PASSES: 27

74	Longshore to Tucker v. Miami
59	Riley to Vereen v. Stanford (TD)
53	Riley to Boateng v. UCLA (TD)
50	Longshore to Morrah v. Michigan State
42	Riley to Young v. Michigan State
42	Riley to Best v. Michigan State
35	Longshore to Tucker v. Arizona
35	Riley to Cunningham v. Oregon State
34	Riley to Boateng v. Maryland
32	Longshore to Boateng v. Oregon
31	Riley to Tucker v. USC
30	Longshore to Boateng v. Arizona State
30	Longshore to Tucker v. Washington
30	Ross to Boateng v. Oregon State (TD)
29	Riley to Ross v. UCLA
29	Longshore to Tucker v. Colorado State
29	Riley to Cunningham v. Maryland
29	Riley to Ross v. Arizona
29	Longshore to Morrah v. Washington
27	Longshore to Morrah v. Arizona
27	Riley to Cunningham v. Maryland
26	Riley to Morrah v. Michigan State
24	Riley to Young v. Michigan State
24	Riley to Tucker v. Oregon State
24	Riley to Tucker v. Oregon
23	Riley to Calvin v. Maryland
23	Riley to Calvin v. Maryland



Jahvid Best had 29 plays of 20 or more yards in 2008, including this 84-yard TD run against Washington.

PUNT RETURNS: 4

73	Thompson vs. Colorado State (TD)
44	Thompson v. Washington
35	Thompson v. Colorado State
34	Thompson v. Arizona

KICK RETURNS: 14

54	Best v. Maryland
51	Best v. Oregon State
47	Ross v. UCLA
46	Best v. Colorado State
36	Best v. Maryland
36	Ross v. Oregon
35	Best v. Michigan State
30	Best v. Michigan State
28	Hagan v. Arizona State
28	Ross v. USC
26	Ross v. Arizona
24	Best v. Maryland
24	Hagan v. Colorado State
23	Ross v. Arizona

INTERCEPTION RETURNS: 4

90	Thompson v. Washington State
69	Ezeff v. UCLA (TD)
50	Williams v. Oregon
43	Johnson v. Colorado State (TD)

FIELD GOAL RETURNS: 1

65	Follett v. Washington State (TD)
----	----------------------------------

2008 PACIFIC-10 RESULTS & HONORS

2008 PAC-10 STANDINGS

	Conference					Overall					Streak
	W	L	Pct	Pts	Opp	W	L	Pct	Pts	Opp	
1. USC	8	1	.888	325	80	12	1	.923	488	117	Won 10
2. Oregon	7	2	.778	373	249	10	3	.769	545	367	Won 4
Oregon State	7	2	.778	307	217	9	4	.692	397	300	Lost 1
4. California	6	3	.667	293	169	9	4	.692	424	259	Won 3
5. Arizona	5	4	.556	306	204	8	5	.615	476	277	Won 2
6. Stanford	4	5	.444	257	260	5	7	.417	315	329	Lost 3
Arizona State	4	5	.444	214	209	5	7	.417	274	272	Won 3
8. UCLA	3	6	.333	154	229	4	8	.333	212	348	Lost 1
9. Washington State	1	8	.111	77	453	2	11	.154	165	570	Lost 1
10. Washington	0	9	.000	111	347	0	12	.000	159	463	Lost 13



2008 ALL-PAC-10 FOOTBALL TEAM

FIRST TEAM OFFENSE

QB	Mark Sanchez, Jr., USC
RB	Jacquizz Rodgers, Fr., Oregon State
RB	Jahvid Best, So., California
WR	Mike Thomas, Sr., Arizona
WR	Sammie Stroughter, Sr., Oregon State
TE	Rob Gronkowski, So., Arizona
OL	Alex Mack, Sr., California
OL	Andy Levitre, Sr., Oregon State
OL	Max Unger, Sr., Oregon
OL	Eben Britton, Jr., Arizona
OL	Ben Muth, Sr., Stanford
OL	Kristofer O'Dowd, So., USC

SECOND TEAM OFFENSE

QB	Willie Tuitama, Sr., Arizona
RB	Toby Gerhart, Jr., Stanford
RB	Jeremiah Johnson, Sr., Oregon
WR	Patrick Turner, Sr., USC
WR	Michael Jones, Sr., Arizona State
TE	Ed Dickson, Jr., Oregon
TE	Ryan Moya, Jr., UCLA
OL	Alex Fletcher, Sr., Stanford
OL	Adam Speer, Sr., Oregon State
OL	Fenuki Tupou, Sr., Oregon
OL	Jeff Byers, Sr., USC
OL	Noris Malele, Sr., California

FIRST TEAM DEFENSE

DL	Nick Reed, Sr., Oregon
DL	Fili Moala, Sr., USC
DL	Brian Price, So., UCLA
DL	Victor Butler, Sr., Oregon State
LB	Brian Cushing, Sr., USC
LB	Rey Maualuga, Sr., USC
LB	Zack Follett, Sr., California
DB	Kevin Ellison, Sr., USC
DB	Syd'Quan Thompson, Jr., California
DB	Taylor Mays, Jr., USC
DB	Jairus Byrd, Jr., Oregon
DB	Patrick Chung, Sr., Oregon

SECOND TEAM DEFENSE

DL	Tyson Alualu, Jr., California
DL	Daniel Te'o-Nesheim, Jr., Washington
DL	Brigham Harwell, Sr., UCLA
DL	Clay Matthews, Sr., USC
LB	Kaluka Maiava, Sr., USC
LB	Keaton Kristick, Jr., Oregon State
LB	Reggie Carter, Jr., UCLA
DB	Alterraun Verner, Jr., UCLA
DB	Brandon Hughes, Sr., Oregon State
DB	Troy Nolan, Sr., Arizona State
DB	Greg Laybourn, Sr., Oregon State
DB	Devin Ross, Jr., Arizona

FIRST TEAM SPECIALISTS

PK	David Buehler, Sr., USC
P	Aaron Perez, Sr., UCLA
KOR	James Rodgers, So., Oregon State
PR	Mike Thomas, Sr., Arizona
ST	Patrick Chung, Sr., Oregon

SECOND TEAM SPECIALISTS

PK	Kai Forbath, So., UCLA
P	Bryan Anger, Fr., California
KOR	Terrence Austin, Jr., UCLA
PR	Sammie Stroughter, Sr., Oregon State
ST	Wopamo Osaisai, Sr., Stanford

HONORABLE MENTION

CALIFORNIA: LB Anthony Felder; DE Cameron Jordan; LB Mike Mohamed; FB Will Ta'ufo'ou; LB Worrell Williams

COACH OF THE YEAR

Mike Riley, Oregon State

OFFENSIVE PLAYER OF THE YEAR

Jacquizz Rodgers, TB, Fr., Oregon State

PAT TILLMAN DEFENSIVE PLAYER OF THE YEAR

Rey Maualuga, MLB, Sr., USC

FRESHMAN OF THE YEAR

Jacquizz Rodgers, TB, Fr., Oregon State

2008 PACIFIC-10 STATISTICS

TEAM STATISTICS

SCORING OFFENSE

Team	G	TD	FG	XPT	2XP	DXP	Saf	Points	Avg/G
1. Oregon	13	71	18	63	1	0	0	545	41.9
2. USC	13	66	9	65	0	0	0	488	37.5
3. Arizona	13	62	14	60	1	0	0	476	36.6
4. California	13	54	15	53	0	0	1	424	32.6
5. Oregon State	13	50	17	44	1	0	0	397	30.5
6. Stanford	12	39	14	35	0	0	2	315	26.2
7. Arizona State	12	31	19	29	0	0	1	274	22.8
8. UCLA	12	22	19	21	0	1	0	212	17.7
9. Washington	12	19	9	18	0	0	0	159	13.2
10. Washington State	13	20	9	18	0	0	0	165	12.7

SCORING DEFENSE

Team	G	TD	FG	XPT	2XP	DXP	Saf	Points	Avg/G
1. USC	13	14	7	12	0	0	0	117	9.0
2. California	13	33	10	31	0	0	0	259	19.9
3. Arizona	13	32	18	31	0	0	0	277	21.3
4. Arizona State	12	30	21	29	0	0	0	272	22.7
5. Oregon State	13	35	18	32	1	0	1	300	23.1
6. Stanford	12	40	16	37	2	0	0	329	27.4
7. Oregon	13	44	19	40	1	0	2	367	28.2
8. UCLA	12	44	14	42	0	0	0	348	29.0
9. Washington	12	59	17	56	0	0	1	463	38.6
10. Washington State	13	76	13	73	0	0	1	570	43.8

TOTAL OFFENSE

Team	G	Rush	Pass	Plays	Yards	Avg/P	TD	Avg/G
1. Oregon	13	3641	2662	958	6303	6.6	67	484.8
2. USC	13	2533	3378	891	5911	6.6	63	454.7
3. Oregon State	13	2055	3237	935	5292	5.7	46	407.1
4. Arizona	13	2059	3172	916	5231	5.7	57	402.4
5. California	13	2421	2467	832	4888	5.9	47	376.0
6. Stanford	12	2395	1826	777	4221	5.4	37	351.8
7. Arizona State	12	1069	2644	764	3713	4.9	24	309.4
8. UCLA	12	993	2406	812	3399	4.2	19	283.2
9. Washington	12	1192	1966	785	3158	4.0	19	263.2
10. Washington State	13	1236	1898	811	3134	3.9	19	241.1

TOTAL DEFENSE

Team	G	Rush	Pass	Plays	Yards	Avg/P	TD	Avg/G
1. USC	13	1136	1747	798	2883	3.6	14	221.8
2. Oregon State	13	1706	2352	808	4058	5.0	30	312.2
3. Arizona	13	1704	2365	818	4069	5.0	30	313.0
4. California	13	1589	2509	927	4098	4.4	28	315.2
5. Arizona State	12	1518	2504	834	4022	4.8	28	335.2
6. UCLA	12	2037	2012	792	4049	5.1	36	337.4
7. Stanford	12	1835	2720	812	4555	5.6	38	379.6
8. Oregon	13	1552	3513	1034	5065	4.9	43	389.6
9. Washington State	13	3219	2545	885	5764	6.5	72	443.4
10. Washington	12	2887	2534	820	5421	6.6	57	451.8

RUSHING OFFENSE

Team	G	Att	Yards	Avg.	TD	Yards/G
1. Oregon	13	585	3641	6.2	47	280.1
2. Stanford	12	490	2395	4.9	26	199.6
3. USC	13	503	2533	5.0	27	194.8
4. California	13	435	2421	5.6	22	186.2
5. Arizona	13	504	2059	4.1	33	158.4
6. Oregon State	13	487	2055	4.2	21	158.1
7. Washington	12	419	1192	2.8	13	99.3
8. Washington State	13	450	1236	2.7	13	95.1
9. Arizona State	12	369	1069	2.9	7	89.1
10. UCLA	12	379	993	2.6	10	82.8

RUSHING DEFENSE

Team	G	Att	Yards	Avg.	TD	Yards/G
1. USC	13	416	1136	2.7	8	87.4
2. Oregon	13	503	1552	3.1	18	119.4
3. California	13	495	1589	3.2	16	122.2
4. Arizona State	12	429	1518	3.5	12	126.5
5. Arizona	13	411	1704	4.1	18	131.1
6. Oregon State	13	454	1706	3.8	15	131.2
7. Stanford	12	427	1835	4.3	20	152.9
8. UCLA	12	460	2037	4.4	17	169.8
9. Washington	12	507	2887	5.7	33	240.6
10. Washington State	13	557	3219	5.8	50	247.6

PASS OFFENSE

Team	G	Comp	Att	Int	Pct.	Yards	Avg.	TD	Avg/G
1. USC	13	254	388	12	65.5	3378	8.7	36	259.8
2. Oregon State	13	270	448	15	60.3	3237	7.2	25	249.0
3. Arizona	13	266	412	8	64.6	3172	7.7	24	244.0
4. Arizona State	12	228	395	11	57.7	2644	6.7	17	220.3
5. Oregon	13	204	373	12	54.7	2662	7.1	20	204.8
6. UCLA	12	237	433	21	54.7	2406	5.6	9	200.5
7. California	13	209	397	10	52.6	2467	6.2	25	189.8
8. Washington	12	173	366	15	47.3	1966	5.4	6	163.8
9. Stanford	12	162	287	15	56.4	1826	6.4	11	152.2
10. Washington State	13	191	361	21	52.9	1898	5.3	6	146.0

PASS DEFENSE

Team	G	Comp	Att	Int	Pct.	Yards	Avg.	TD	Avg/G
1. USC	13	199	382	19	52.1	1747	4.6	6	134.4
2. UCLA	12	177	332	11	53.3	2012	6.1	19	167.7
3. Oregon State	13	183	354	13	51.7	2352	6.6	15	180.9
4. Arizona	13	228	407	16	56.0	2365	5.8	12	181.9
5. California	13	223	432	24	51.6	2509	5.8	12	193.0
6. Washington State	13	190	328	10	57.9	2545	7.8	22	195.8
7. Arizona State	12	231	405	16	57.0	2504	6.2	16	208.7
8. Washington	12	209	313	7	66.8	2534	8.1	24	211.2
9. Stanford	12	243	385	7	63.1	2720	7.1	18	226.7
10. Oregon	13	307	531	16	57.8	3513	6.6	25	270.2

PASS EFFICIENCY

Team	G	Comp	Att	Int	Pct.	Yards	TD	Eff.
1. USC	13	254	388	12	65.5	3378	36	163.0
2. Arizona	13	266	412	8	64.6	3172	24	144.6
3. Oregon State	13	270	448	15	60.3	3237	25	132.7
4. Oregon	13	204	373	12	54.7	2662	20	125.9
5. Arizona State	12	228	395	11	57.7	2644	17	122.6
6. California	13	209	397	10	52.6	2467	25	120.6
7. Stanford	12	162	287	15	56.4	1826	11	112.1
8. UCLA	12	237	433	21	54.7	2406	9	98.6
9. Washington State	13	191	361	21	52.9	1898	6	90.9
10. Washington	12	173	366	15	47.3	1966	6	89.6

PASS DEFENSE EFFICIENCY

Team	G	Comp	Att	Int	Pct.	Yards	TD	Eff.
1. USC	13	199	382	19	52.1	1747	6	85.7
2. California	13	223	432	24	51.6	2509	12	98.5
3. Arizona	13	228	407	16	56.0	2365	12	106.7
4. Arizona State	12	231	405	16	57.0	2504	16	114.1
5. Oregon State	13	183	354	13	51.7	2352	15	114.1
6. UCLA	12	177	332	11	53.3	2012	19	116.5
7. Oregon	13	307	531	16	57.8	3513	25	122.9
8. Stanford	12	243	385	7	63.1	2720	18	134.3
9. Washington State	13	190	328	10	57.9	2545	22	139.1
10. Washington	12	209	313	7	66.8	2534	24	155.6

INTERCEPTIONS

Team	G	No.	Yards	TD	Avg.
1. California	13	24	419	3	17.5
2. USC	13	19	276	2	14.5
3. Oregon	13	16	236	3	14.8
4. Arizona State	12	16	346	4	21.6
5. Arizona	13	16	307	2	19.2
6. Oregon State	13	13	186	2	14.3
7. UCLA	12	11	52	0	4.7
8. Washington State	13	10	118	1	11.8
9. Stanford	12	7	102	1	14.6
10. Washington	12	7	55	0	7.9

TURNOVER MARGIN

Team	G	Fumb	Int	Total	Fumb	Int	Total	Margin	Per/G
1. California	13	10	24	34	9	10	19	+15	1.15
2. USC	13	10	19	29	10	12	22	+7	0.54
3. Arizona	13	9	16	25	11	8	19	+6	0.46
4. Arizona State	12	7	16	23	7	11	18	+5	0.42
5. Oregon	13	15	16	31	14	12	26	+5	0.38
6. Oregon State	13	9	13	22	6	15	21	+1	0.08
7. Stanford	12	14	7	21	10	15	25	-4	-0.33
8. UCLA	12	8	11	19	8	21	29	-10	-0.83
9. Washington	12	3	7	10	12	15	27	-17	-1.42
10. Washington State	13	3	10	13	17	21	38	-25	-1.92

INDIVIDUAL STATISTICS

RUSHING

Player	Team	G	Att.	Yards	Avg.	TD	Long	Avg/G
1. Best, Jahvid	CAL	12	194	1580	8.1	15	86	131.7
2. Rodgers, Jacquizz	OSU	11	259	1253	4.8	11	33	113.9
3. Gerhart, Toby	STAN	12	210	1136	5.4	15	46	94.7
4. Johnson, Jeremiah	ORE	13	168	1201	7.1	13	83	92.4
5. Grigsby, Nicholas	ARIZ	13	214	1153	5.4	13	55	88.7
Other Cal Players In Top 10								
10. Vereen, Shane	CAL	13	142	715	5.0	4	81	55.0

PASSING AVG/GAME

Player	Team	G	Comp-Att-Int	Pct.	Yards	TD	Long	Avg/G
1. Sanchez, Mark	USC	13	241-366-10	65.8	3207	34	63	246.7
2. Tuitama, Willie	ARIZ	13	259-399-8	64.9	3088	23	71	237.5
3. Moevaio, Lyle	OSU	11	214-361-13	59.3	2534	19	56	230.4
4. Carpenter, Rudy	ASU	12	213-351-9	60.7	2493	16	52	207.8
5. Craft, Kevin	UCLA	12	232-417-20	55.6	2341	7	43	195.1
Cal Players In Top 10								
8. Riley, Kevin	CAL	11	112-221-6	50.7	1360	14	59	123.6
10. Longshore, Nate	CAL	12	93-164-4	56.7	1051	10	74	87.6

PASS EFFICIENCY

Player	Team	G	Comp-Att-Int	Pct.	Yards	TD	Long	Effic.
1. Sanchez, Mark	USC	13	241-366-10	65.8	3207	34	63	164.6
2. Tuitama, Willie	ARIZ	13	259-399-8	64.9	3088	23	71	144.9
3. Masoli, Jeremiah	ORE	12	136-239-5	56.9	1744	13	76	132.0
4. Carpenter, Rudy	ASU	12	213-351-9	60.7	2493	16	52	130.3
5. Moevaio, Lyle	OSU	11	214-361-13	59.3	2534	19	56	128.4
Cal Players In Top 10								
6. Longshore, Nate	CAL	12	93-164-4	56.7	1051	10	74	125.8
7. Riley, Kevin	CAL	11	112-221-6	50.7	1360	14	59	117.8

TOTAL OFFENSE

Player	Team	G	Rush	Pass	Plays	Total	Yds/G
1. Sanchez, Mark	USC	13	16	3207	418	3223	247.9
2. Tuitama, Willie	ARIZ	13	-120	3088	448	2968	228.3
3. Moevaio, Lyle	OSU	11	-118	2534	397	2416	219.6
4. Masoli, Jeremiah	ORE	12	718	1744	366	2462	205.2
5. Craft, Kevin	UCLA	12	20	2341	499	2361	196.8
Cal Players In Top 10							
8. Best, Jahvid	CAL	12	1580	0	194	1580	131.7
9. Riley, Kevin	CAL	11	-56	1360	251	1304	118.5

SCORING

Player	Team	G	TD	FG	XPT	2XP	Pts	Pts/G
1. Best, Jahvid	CAL	12	16	0	0	0	96	8.0
Blount, LeGarrette	ORE	13	17	0	0	2	104	8.0
3. Gerhart, Toby	STAN	12	15	0	0	0	90	7.5
4. Bondzio, Jason	ARIZ	13	0	14	55	0	97	7.5
5. Weber, Thomas	ASU	12	0	19	29	0	86	7.2

SCORING (TDS)

Player	Team	G	TD	Rush	Pass	Ret.	PAT	Pts	Pts/G
1. Best, Jahvid	CAL	12	16	15	1	0	0	96	8.0
Blount, LeGarrette	ORE	13	17	17	0	0	1	104	8.0
3. Gerhart, Toby	STAN	12	15	15	0	0	0	90	7.5
4. Rodgers, Jacquizz	OSU	11	12	11	1	0	0	72	6.5
5. Gronkowski, Rob	ARIZ	10	10	0	10	0	1	62	6.2

PUNT RETURN AVG

Player	Team	G	No.	Yards	TD	Long	Avg.
1. Williams, Kyle	ASU	11	14	238	0	64	17.0
2. Thomas, Mike	ARIZ	13	29	392	2	52	13.5
3. Byrd, Jairus	ORE	13	26	320	1	87	12.3
4. Thompson, Syd'Quan	CAL	13	28	344	1	73	12.3
5. Stroughter, Sammie	OSU	13	35	359	0	56	10.3

KICK RETURN AVG

Player	Team	G	No.	Yards	TD	Long	Avg.
1. Best, Jahvid	CAL	12	16	421	0	54	26.3
2. Howell, Delano	STAN	9	11	284	0	38	25.8
3. Thurmond, Walter III	ORE	12	21	528	0	91	25.1
4. Rodgers, James	OSU	12	33	818	1	86	24.8
5. Austin, Terrence	UCLA	12	46	1109	0	82	24.1
Other Cal Players In Top 10							
10. Ross, Jeremy	CAL	13	17	337	0	47	19.8

ALL-PURPOSE YARDS

Player	Team	G	Rush	Rcv	PR	KR	Yards	Yards/G
1. Best, Jahvid	CAL	12	1580	246	0	421	2247	187.2
2. Austin, Terrence	UCLA	12	90	460	219	1109	1878	156.5
3. Rodgers, James	OSU	12	408	607	0	818	1833	152.8
4. Rodgers, Jacquizz	OSU	11	1253	247	0	0	1500	136.4
5. Thomas, Mike	ARIZ	13	114	834	392	317	1657	127.5

PUNTING

Player	Team	G	No.	Yards	Long	Avg.
1. Perez, Aaron	UCLA	12	79	3571	67	45.2
2. Crier, Keenyn	ARIZ	13	48	2109	69	43.9
3. Anger, Bryan	CAL	13	71	3063	76	43.1
4. Syria, Josh	ORE	13	53	2252	61	42.5
5. Weber, Thomas	ASU	12	59	2442	61	41.4

TACKLES

Player	Team	G	Pos.	Solo	Ast.	Total	Avg/G	Sacks
1. Foster, Mason	WASH	12	LB	58	47	105	8.8	1.0
2. Laybourn, Greg	OSU	13	DB	63	50	113	8.7	0.5
3. Wooten, Morris	ASU	9	LB	45	27	72	8.0	2.0
4. Hicks Jr., Xavier	WSU	10		46	32	78	7.8	0.0
5. Ward, T.J.	ORE	13		64	37	101	7.8	1.0
Other Cal Players In Top 10								
8. Felder, Anthony	CAL	13	LB	37	56	93	7.2	0.5

SACKS

Player	Team	G	Pos.	Solo	Ast.	Yards	Total	Avg/G
1. Reed, Nick	ORE	13	DE	13	0	83	13.0	1.00
2. Butler, Victor	OSU	13	DL	8	8	78	12.0	0.92
3. Davis, Dexter	ASU	12	DE	11	0	81	11.0	0.92
4. Follett, Zack	CAL	13	LB	10	1	99	10.5	0.81
5. Norris, Slade	OSU	13	DL	6	8	75	10.0	0.77

TACKLES FOR LOSS

Player	Team	G	Pos.	Solo	Ast.	Yards	Total	Avg/G
1. Follett, Zack	CAL	13	LB	21	4	138	23.0	1.77
2. Butler, Victor	OSU	13	DL	16	11	94	21.5	1.65
3. Reed, Nick	ORE	13	DE	18	4	104	20.0	1.54
4. Norris, Slade	OSU	13	DL	11	15	119	18.5	1.42
5. Tukuafu, Will	ORE	13	DE	16	3	71	17.5	1.35

PASSES DEFENDED

Player	Team	G	BrUp	Int.	Total	Avg/G
1. Verner, Alterraun	UCLA	12	18	2	20	1.67
2. Byrd, Jarius	ORE	13	14	5	19	1.46
3. Thompson, Syd'Quan	CAL	13	14	4	18	1.38
Hagan, Darian	CAL	13	15	3	18	1.38
5. Norris, Michael	UCLA	12	13	3	16	1.33

INTERCEPTIONS

Player	Team	G	No.	Yards	TD	Long	Avg/G
1. Nixon, Mike	ASU	12	5	82	1	45	0.42
Thurmond III, Walter	ORE	12	5	67	1	40	0.42
3. Byrd, Jarius	ORE	13	5	52	0	39	0.38
4. Nolan, Troy	ASU	12	4	167	2	100	0.33
McNally, Bo	STAN	12	4	65	1	34	0.33
Other Cal Players In Top 10							
6T. Thompson, Syd'Quan	CAL	13	4	128	0	90	0.31
10. Cattouse, Sean	CAL	10	3	24	0	10	0.30

FUMBLES FORCED

Player	Team	G	No.	Avg/G
1. Follett, Zack	CAL	13	5	0.38
2. Butler, Victor	OSU	13	4	0.31
Ward, T.J.	ORE	13	4	0.31
4. Carter, Reggie	UCLA	12	3	0.25
Keiser, Tom	STAN	12	3	0.25
Snyder, Clinton	STAN	12	3	0.25


FUMBLES RECOVERED

Player	Team	G	No.	Avg/G
1. Reed, Nick	ORE	13	5	0.38
2. Lorig, Erik	STAN	12	3	0.25
Bosworth, Korey	UCLA	12	3	0.25
4. Wooten, Morris	ASU	9	2	0.22
5. Washington, Gerald	USC	11	2	0.18
Other Cal Players In Top 10				
6T. Jordan, Cameron	CAL	12	2	0.17

2008 GAME SUMMARIES 1-2

MICHIGAN STATE AT CALIFORNIA

Aug. 30, 2008 • TV: ABC • Attendance: 62,956



BERKELEY - Kevin Riley was an efficient 17-of-24 for 202 yards and two second-half touchdowns, and Shane Vereen broke loose for an 81-yard scoring run with 4:21 left to ice California's 38-31 victory over Michigan State.

Jahvid Best rushed for a career-high 111 yards (on a career-high 24 carries) and a score, while Vereen finished with 101 yards, giving the Bears two 100-backs in the same game since Marshawn Lynch and Justin Forsett did it in the 2006 Holiday Bowl.

Tight end Cameron Morrah, who led the team with 93 yards receiving, and fullback Will Ta'ufou caught Riley's TD passes in a solid debut for the Golden Bears' brand-new collection of starting offensive skill players.

Michigan State's Brian Hoyer passed for 321 yards, hooking up with Mark Dell for nine catches and 202 yards. Cal's defense held one of the nation's elite running back's in check, as Javon Ringer rushed for just 81 yards on 27 carries.

Brett Johnson helped Cal get on the board first when he blocked an MSU punt, resulting in a Bryant Nnabuife scoop and score, as Cal won for the fifth time in seven openers under coach Jeff Tedford.

Anthony Felder led the Bears with 12 tackles, while Syd'Quan Thompson also had a stout performance, registering five tackles, an interception and three pass breakups.

Score by Quarters	1	2	3	4	OT	Score
Michigan State	0	7	7	17	-	31
California	7	10	7	14	-	38

SCORING SUMMARY

First Quarter Drive	
Cal - TD Nnabuife 5 yard blocked punt return (Seawright kick), 7:32	--
Second Quarter	
Cal - 26 FG Seawright, 9:48	13-66, 7:11
MSU - TD Wiley 31 yard INT return (Swenson kick), 2:30	--
Cal - TD Best 2 run (Seawright kick), 1:36	3-70, 0:48
Third Quarter	
MSU - TD Ringer 1 run (Swenson kick), 10:43	4-12, 1:37
Cal - TD Morrah 4 pass from Riley (Seawright kick), 5:58	8-76, 4:41
Fourth Quarter	
MSU - TD Ringer 10 run (Swenson kick), 10:45	14-97, 5:06
Cal - TD Ta'ufou 5 pass from Riley (Seawright kick), 5:45	9-59, 4:53
MSU - 34 FG Swenson, 4:38	5-59, 1:03
Cal - TD Vereen 81 run (Seawright kick), 4:21	1-81, 0:11
MSU - TD Dell 29 pass from Hoyer (Swenson kick), 3:09	8-64, 1:04

TEAM STATISTICS

	MSU	Cal
First Downs.....	23	22
Rush. Yards (net).....	81	203
Passing Yards (net).....	321	264
Passes Att-Comp-Int	20-48-1	20-30-2
Total Offense (Plays-Yards).....	79-402	66-467
Fumble Returns-Yards	0	0
Punt Returns-Yards	1-29	3-7
Kickoff Returns-Yards	7-109	6-118
Interception Returns-Yards.....	2-84	1-0
Punts (Number-Avg).....	6-31.5	5-38.4
Fumbles-Lost	1-0	0
Penalties-Yards	8-82	8-67
Possession Time	27:56	31:51
Third-Down Conversions	6-16	4-10
Fourth-Down Conversions	0-1	0
Red-Zone Scores-Chances	3-5	4-5
Sacks By: Number-Yards	1-4	0

INDIVIDUAL STATISTICS

California

Rushing: Best 24-111 TD; Vereen 9-101 TD; Riley 1(-4)

Passing (C-A-TD-INT-Yds): Longshore 3-5-0-2-62; Riley 17-24-2-0-202

Receiving: Morrah 5-93 TD; Best 5-63; Young 4-81; Vereen 4-16; Cunningham 1-6; Ta'ufou 1-5 TD

Tackles: Felder 3-9 TFL; Ezeff 4-5 2 PBU; Follett 3-5 1.5 TFL; Hagan 5-1 3 PBU; Thompson 4-1 3 PBU INT; Hicks 3-1; Young 1-3; Williams 0-4 TFL PBU

Michigan State

Rushing: Ringer 27-81 2 TD; Martin 1-2; Hoyer 2-1; Anderson 1(-3)


Passing (C-A-TD-INT-Yds): Hoyer 20-48-1-1-321

Receiving: Dell 9-202 TD; Cunningham 5-63; White 3-21; Gantt 2-18; Ringer 1-17

Tackles: Jones 3-5 2 TFL; Rucker 5-2 TFL; Decker 3-4 TFL; Fortener 5-1; Wiley 4-2 2 INT; Davis-Clark 4-2 TFL; Neely 2-4 QS

CALIFORNIA AT WASHINGTON STATE

Sept. 6, 2008 • TV: CSN West • Attendance: 27,906



PULLMAN, WA - Jahvid Best ran for 200 yards and three touchdowns as Cal blasted Washington State, 66-3.

Cal produced 505 yards of total offense to help hand Washington State the biggest loss in the history of the program that dates to 1894. Best rushed 14 times for an average of 14.3 yards per carry. The 5-foot-10, 193-pound speedster earned the start by rushing for what had been a career-high 111 yards last week against Michigan State. The Bears finished with 391 yards rushing, including runs of 80 and 86 yards by Best.

Not to be overshadowed, Cal's defense was rock solid and not fazed by Washington State's no-huddle, spread offense.

The Cougars mustered only 167 yards of total offense, and barely preserved their string of scoring in 275 consecutive games, the second longest streak in the nation after Michigan's 300 straight. They have not been shut out since 1984. Cal recorded four INTs on the day - the most in a game since 2006 against Washington.

This game was over early as Cal scored on its first three possessions and piled up 171 yards to take a 21-3 lead after one quarter. Best set the tone on the first play of the game, darting 80 yards up the middle for a 7-0 Cal lead.

Score by Quarters	1	2	3	4	OT	Score
California	21	21	10	14	-	66
Washington State	3	0	0	0	-	3

SCORING SUMMARY

First Quarter Drive	
Cal - TD Best 80 run (Seawright kick), 14:49	1-80, 0:11
Cal - TD S. Young 14 pass from Riley (Seawright kick), 13:29	2-12, 0:39
Cal - TD Vereen 39 run (Seawright kick), 8:55	7-64, 2:21
WSU - 43 FG Grasu, 6:44	4-(-4), 1:56
Second Quarter	
Cal - TD Follett 68 yard blocked field goal return, 12:14	--
Cal - TD Riley 27 run (Seawright kick), 5:25	3-56, 1:18
Cal - TD Best 5 run (Seawright kick), 2:57	1-5, 0:05
Third Quarter	
Cal - TD Best 86 run (Seawright kick), 10:38	2-89, 0:50
Cal - 37 FG Seawright, 2:56	11-60, 5:55
Fourth Quarter	
Cal - TD Slocum 6 run (Seawright kick), 11:32	9-40, 4:22
Cal - TD Mansion 1 run (Seawright kick), 6:14	5-27, 1:48

TEAM STATISTICS

	Cal	WSU
First Downs	20	9
Rush. Yards (net).....	391	57
Passing Yards (net).....	114	110
Passes Att-Comp-Int	14-24-0	13-30-4
Total Offense (Plays-Yards).....	64-505	65-167
Fumble Returns-Yards	0-0	0-0
Punt Returns-Yards	5-34	2-8
Kickoff Returns-Yards	0-0	11-298
Interception Returns-Yards	4-127	0-0
Punts (Number-Avg)	5-39.6	8-41.2
Fumbles-Lost	1-1	2-0
Penalties-Yards	8-66	6-55
Possession Time	28:25	31:35
Third-Down Conversions	4-12	1-13
Fourth-Down Conversions	1-1	0-2
Red-Zone Scores-Chances	5-5	1-3
Sacks By: Number-Yards	2-17	0-0

INDIVIDUAL STATISTICS

California

Rushing: Best 14-200 3TD; Vereen 9-80 TD; Riley 2-45 TD; Geurts 6-44; Slocum 7-20 TD; Ta'ufou 1-1; Mansion 1-1 TD

Passing (C-A-TD-INT-Yds): Riley 6-14-1-0-51; Longshore 7-8-0-0-53; Mansion 1-2-0-10

Receiving: Boateng 4-44; Young 2-23 TD; Vereen 2-10; Slocum 2-0; Cunningham 1-13; Calvin 1-12; Smith 1-10; Best 1-2

Tackles: Mohamed 3-4 TFL; Hicks 4-1 INT; Williams 3-3 TFL; C. Johnson 3-3; E. Young 3-1; Holt 3-1; Felder 3-1; Thompson 1-1 2 INT

Washington State

Rushing: Ivory 5-20; Tardy 14-20; Mltz 2-14; Lopina 4-12; Staden 1-(-2); Rogers 6-(-2); Lobbestael 3-(-5)

Passing (C-A-TD-INT-Yds): Rogers 10-21-0-2-78; Lopina 3-7-0-1-32; Lobbestael 0-2-0-1-0


Receiving: Frischknecht 5-47; Gibson 3-30; Woodard 1-19; Anderson 1-5; Willis 1-5; Tardy 1-4; Ivory 1-0

Tackles: Dunn 4-4 TFL; Pellum 3-2; Nwachukwu 3-2 TFL; Trent 3-2 1.5 TFL PBU; Hiline 3-1; Beck 2-3 FF; Bland 3-0

2008 GAME SUMMARIES 3-4

CALIFORNIA AT MARYLAND

Sept. 13, 2008 • TV: ESPN2 • Attendance: 49,527



COLLEGE PARK, MD - Kevin Riley's career-high 423 passing yards and three touchdowns were not enough as Maryland scored touchdowns on its first three possessions en route to a 35-27 upset of No. 23 California.

Coming off a 66-3 rout of Washington State, Cal took its first journey to the East Coast since 2001.

Riley's 58 pass attempts were an individual record for Cal, while the 33 completions tied for the third-most in program history. The 423 yards also ranks third on the all-time Cal charts.

After entering the game with two receptions for 19 yards, senior LaReyelle Cunningham tallied career bests of seven catches and 138 receiving yards.

Sophomore Jahvid Best tallied 225 all-purpose yards, his third straight game with over 200 yards, despite being held to just 25 yards on 10 rushes. He also had five receptions for 65 yards and four kick returns for 135 yards, including a 54-yard return.

Senior linebacker Zack Follett forced his ninth career fumble in the third quarter while sophomore Keith Browner had his first recovery. Sophomore Darian Hagan also forced a fumble, which was recovered by Follett, the third of his career.

Freshman Marvin Jones, junior Tad Smith and junior Verran Tucker recorded their first career receptions in the fourth quarter. Tucker's first catch was a 10-yard TD reception, while Smith added a second fourth quarter catch for a nine-yard TD.

Score by Quarters	1	2	3	4	OT	Score
California	3	3	0	21	-	27
Maryland	14	7	7	7	-	35

SCORING SUMMARY

First Quarter Drive	
MD TD - Scott 24 run (Egekeze kick), 11:03.....	5-60, 1:55
MD TD - Scott 1 run (Egekeze kick), 8:41.....	4-14, 1:40
Cal 29 FG Seawright, 4:56.....	8-27, 3:35
Second Quarter	
MD TD - Gronkowski 1 pass from Turner (Egekeze kick), 14:56.....	14-60, 5:00
Cal 22 FG Seawright, 10:10.....	11-69, 4:39
Third Quarter	
MD TD - Heyward-Bey 27 pass from Turner (Egekeze kick), 8:36.....	9-65, 4:16
Fourth Quarter	
Cal TD - Morrah 10 pass from Riley (Seawright kick), 6:55.....	13-95, 4:50
MD TD - Meggett 1 run (Egekeze kick), 6:22.....	2-39, 0:33
Cal TD - T. Smith 9 pass from Riley (Seawright kick), 5:03.....	5-66, 1:14
Cal TD - Tucker 10 pass from Riley (Seawright kick), 1:55.....	7-80, 1:14

TEAM STATISTICS

	Cal	MD
First Downs.....	26	19
Rush. Yards (net).....	38	141
Passing Yards (net).....	423	156
Passes Att-Comp-Int.....	33-60-1	15-20-0
Total Offense (Plays-Yards).....	83-461	67-297
Fumble Returns-Yards.....	0	0
Punt Returns-Yards.....	3-8	1-8
Kickoff Returns-Yards.....	5-139	3-38
Interception Returns-Yards.....	0	1-17
Punts (Number-Avg).....	4-47.2	4-47.8
Fumbles-Lost.....	1-0	4-2
Penalties-Yards.....	8-75	3-25
Possession Time.....	30:38	29:22
Third-Down Conversions.....	2-11	6-12
Fourth-Down Conversions.....	0-2	0-0
Red-Zone Scores-Chances.....	5-6	3-4
Sacks By: Number-Yards.....	4-31	5-26

INDIVIDUAL STATISTICS

California

Rushing: Best 10-25; Vereen 5-23; Ross 1-13; Riley 7(-23)

Passing (C-A-TD-INT-Yds): Riley 33-58-3-1-423

Receiving: Cunningham 7-138; Calvin 5-69; Best 5-65; Morrah 5-49 TD; Boateng 4-64; T. Smith 2-17 TD; Vereen 2(-1); Tucker 1-10 TD; Jones 1-8; S. Young 1-4

Tackles: Alualu 5-3 QS TFL; Felder 4-4; Williams 2-5 TFL; Thompson 5-1 QS TFL PBU; Davis 4-2 QS 2 TFL FF; Follett 4-1 QS TFL FF FR; Mohamed 1-4; Hicks 1-4; Ezeff 2-2

Maryland

Rushing: Scott 19-89 2 TD; Meggett 13-82 TD; Heyward-Bey 1-9; Jackson 2-5; Green 2-0; Portis 2(-4); Team 3(-8); Turner 5(-30)


Passing (C-A-TD-INT-Yds): Turner 15-19-2-1-156; Scott 0-1-0-0

Receiving: Gronkowski 4-24 TD; Watson 3-23; Heyward-Bey 2-59 TD; Oquendo 2-24; Scott 1-13; Green 1-6; Cannon 1-4; Smith 1-3

Tackles: Philistin 6-7 TFL; McCollough 6-3; Fokou 4-2 QS 2 TFL; Carroll 3-3; Costa 3-3 1.5 QS 1.5 TFL 2 PBU; Allen 2-4 PBU; Navarre 1-4; Carter 3-0 INT 2 PBU

COLORADO STATE AT CALIFORNIA

Sept. 27, 2008 • TV: CSN West • Attendance: 63,970



BERKELEY - Syd'Quan Thompson returned a punt 73 yards for a touchdown and California also scored on a blocked punt and interception return en route to a 42-7 victory over Colorado State.

The victory by the Golden Bears helped Cal get back on track after losing its previous game 35-27 at Maryland. A week off and the big plays on special teams and defense made sure the Bears ended their nonconference season with a win.

The big plays in this game for Cal came on defense and special teams. The Bears lost two early fumbles by Jahvid Best and Shane Verren, but capitalized on the other facets of the game to dominate the Rams.

Midway through the first quarter, Anthony Hartz went back to punt and Mychal Kendricks bowled into blocker Jeff Horineck to block the kick. Bryant Nnabuife scooped it up and went 30 yards for the score that made it 7-0 with 4:45 left in the first quarter.

Two plays later, Worrell Williams hit Billy Farris as he was throwing the ball. Brett Johnson intercepted the wobbly pass and ran it back 43 yards for another score.

The Bears offense finally got into the act late in the half when Kevin Riley hit Nyan Boateng on an 11-yard score with 1:11 to play.

After Colorado State was stopped on the opening possession of the second half, Thompson fielded the punt on a bounce at the 27. He spun out of a tackle attempt and ran up the sideline before coasting in for the 73-yard score that made it 28-0.

Cal intercepted two more passes in the second half, including one by defensive lineman Cameron Jordan on a halfback option pass by Kyle Bell.

Score by Quarters	1	2	3	4	OT	Score
Colorado State	0	0	0	7	-	7
California	14	7	7	14	-	42

SCORING SUMMARY

First Quarter Drive	
Cal TD - Nnabuife 30 blocked punt return (Seawright kick), 4:54.....	--
Cal TD - B. Johnson 43 INT return (Seawright kick), 4:06.....	--
Second Quarter	
Cal TD - Boateng 11 pass from Riley (Seawright kick), 1:11.....	6-58, 1:07
Third Quarter	
Cal TD - Thompson 73 punt return (Seawright kick), 12:53.....	--
Fourth Quarter	
Cal TD - Ross 14 pass from Longshore (Seawright kick), 9:17.....	8-90, 3:04
CSU TD - Masure 1 run (Smith kick), 5:14.....	7-60, 4:03
Cal TD - Morrah 16 pass from Longshore (Seawright kick), 2:03.....	6-61, 3:06

TEAM STATISTICS

	CSU	Cal
First Downs.....	19	20
Rush. Yards (net).....	125	189
Passing Yards (net).....	226	159
Passes Att-Comp-Int.....	18-36-3	15-26-0
Total Offense (Plays-Yards).....	82-351	56-348
Fumble Returns-Yards.....	0	0
Punt Returns-Yards.....	0	6-187
Kickoff Returns-Yards.....	4-58	2-70
Interception Returns-Yards.....	0	3-46
Punts (Number-Avg).....	7-40.4	4-43.0
Fumbles-Lost.....	0	3-2
Penalties-Yards.....	4-30	4-25
Possession Time.....	36:03	23:57
Third-Down Conversions.....	7-19	6-11
Fourth-Down Conversions.....	1-3	0
Red-Zone Scores-Chances.....	1-3	3-4
Sacks By: Number-Yards.....	0	4-32

INDIVIDUAL STATISTICS

California

Rushing: Best 11-85; Vereen 12-75; Slocum 4-35; Ross 1(-1); Team 1(-2); Riley 1(-3)

Passing (C-A-TD-INT-Yds): Riley 6-13-0-0-59; Longshore 9-13-2-0-100

Receiving: Best 3-27; Cunningham 2-24; Morrah 2-23 TD; Vereen 2-19; Tucker 1-29; Ross 1-14 TD; Boateng 1-11 TD; Young 1-4; Calvin 1-4; Ta'ufo'ou 1-4

Tackles: Thompson 5-4 QS TFL; Mohamed 3-6; Conte 4-4 2 PBU; Hagan 3-4 TFL INT PBU; E. Young 2-5 QS TFL; Felder 2-5 QS 2 TFL; Williams 2-4 TFL; B. Johnson 2-4 INT; Follett 2-3 2 TFL; Bishop 2-2; Owusu 2-2; Browner 1-3 QS TFL; Alualu 1-3 QS 2 TFL

Colorado State

Rushing: Johnson 15-63; Bell 13-35; Masure 7-27 TD; Kubiak 3-18; Borcky 2-2; Farris 6(-20)

Passing (C-A-TD-INT-Yds): Farris 12-25-0-2-96; Kubiak 6-9-0-0-130; Bell 0-1-0-0


Receiving: Masure 4-30; Greer 3-95; Gardner 3-20; Morton 2-45; Sperry 2-16; Bell 2-11; Johnson 1-5; Pauga 1-4

Tackles: Pagnotta 6-2 FF PBU; Sisson 4-3 TFL; Kubiak 3-4 FF; Thomas 2-5 PBU; Oppenheer 2-2 PBU; Brewer 2-2; Horineck 1-3 TFL

2008 GAME SUMMARIES 5-6

ARIZONA STATE AT CALIFORNIA

Oct. 4, 2008 • TV: ABC • Attendance: 58,302



BERKELEY - Nate Longshore passed for 198 yards and three touchdowns in his return to the starting lineup, and California (4-1, 2-0 Pac-10) held off Arizona State in the second half of a 24-14 victory Saturday.

The Golden Bears opened the game with a 14-play drive that resulted in a 21-yard David Seawright field goal. Then after forcing an ASU fumble, Cal drove 41 yards in five plays, capped by a 19-yard TD pass from Longshore to LeReyelle Cunningham for a 10-0 lead.

A 22-yard touchdown toss to Cameron Morrah gave the Bears a 17-0 advantage early in the second quarter before the Sun Devils got on the board with a touchdown to narrow

their gap to 10 points.

The teams traded touchdowns in the third quarter to complete the scoring, giving Cal its fifth win over ASU in the last six meetings.

The Bears did enough to overcome the absence of injured Jahvid Best, the Bears' top rusher and receiver, as Shane Vereen rushed for 93 yards and caught five passes for 51 more in Best's place.

ASU QB Rudy Carpenter was limited to 165 yards passing and was intercepted twice, while the Sun Devils were held to just 71 yards on the ground.

Defensively, Cal forced 3 turnovers (2 interceptions, 1 fumble recovery) and recorded 3 sacks. Junior defensive back Syd'Quan Thompson had a season-best 4 pass breakups, while Darian Hagan recorded a game-high 8 tackles and had his first career fumble recovery.

Score by Quarters	1	2	3	4	OT	Score
Arizona State	0	7	7	0	-	14
California	10	7	7	0	-	24

SCORING SUMMARY

First Quarter Drive	
Cal - 21 FG Seawright (9:35).....	14-67, 5:25
Cal - TD Cunningham 19 pass from Longshore (Seawright kick), 5:16	5-41, 3:10
Second Quarter	
Cal - TD Morrah 22 pass from Longshore (Seawright kick), 12:28	5-80, 2:25
ASU - TD Williams 30 pass from Carpenter (Weber kick), 7:26	10-70, 4:56
Third Quarter	
Cal - TD Boateng 19 pass from Longshore (Seawright kick), 7:44	3-30, 1:20
ASU - TD Herring 8 run (Weber kick), 0:18	14-68, 7:18

TEAM STATISTICS

	ASU	Cal
First Downs.....	16	18
Rush. Yards (net).....	71	79
Passing Yards (net).....	165	198
Passes Att-Comp-Int	20-35-2	17-28-1
Total Offense (Plays-Yards).....	67-236	61-277
Fumble Returns-Yards.....	0-0	0-0
Punt Returns-Yards.....	3-57	4-25
Kickoff Returns-Yards.....	5-80	3-52
Interception Returns-Yards.....	1-25	2-5
Punts (Number-Avg).....	7-43.3	7-47.4
Fumbles-Lost.....	4-1	1-0
Penalties-Yards.....	7-45	4-33
Possession Time.....	30:37	29:23
Third-Down Conversions.....	4-16	2-10
Fourth-Down Conversions.....	1-1	0-0
Red-Zone Scores-Chances.....	1-1	3-3
Sacks By: Number-Yards.....	1-4	3-22

INDIVIDUAL STATISTICS

California

Rushing: Vereen 27-93; Longshore 1(-4); Ross 2(-4); Team 3(-6)

Passing (C-A-TD-INT-Yds): Longshore 17-28-3-1-198

Receiving: Vereen 5-51; Boateng 3-51 TD; Cunningham 3-42 TD; Morrah 3-29 TD; Calvin 1-18; Smith 1-6; Ta'ufo'ou 1-1

Tackles: Nolan 5-3 TFL PBU; Wooten 4-3; Goethel 3-4 TFL PBU; Guy 2-4 QS 4 TFL; Bolden 4-1; Nixon 2-3 TFL INT; Floyd 2-2; Smith 1-3 TFL

Arizona State

Rushing: Nance 11-39; Herring 14-37 TD; DeWitty 3-12; Carpenter 4(-17)


Passing (C-A-TD-INT-Yds): Carpenter 20-35-1-2-165

Receiving: McGaha 6-52; Jones 5-50; Williams 2-39 TD; Petties 2-13; DeWitty 2-4; Taylor 1-4; Nance 1-3; Herring 1-0

Tackles: Hagan 7-1 TFL FR PBU; Jordan 5-3 2 QS 3 TFL FF; Johnson 3-4 FF; Felder 3-3 TFL FF; Follett 4-1 QS TFL FF; Mohamed 2-3; Young 1-4; Williams 2-2 PBU; Hill 0-4

CALIFORNIA AT ARIZONA

Oct. 18, 2008 • TV: CSNCA • Attendance: 48,372



TUCSON, AZ - Freshman Keola Antolin ran for 149 yards and three touchdowns, and Arizona rallied from a 10-point halftime deficit to beat No. 25 California 42-27.

Cal grabbed an early lead when it turned a fumble by Nic Grigsby into seven points when Nate Longshore hit Verran Tucker for a 2-yard touchdown pass in the first quarter.

After trailing 14-7, Cal tied the score at 14 on Jahvid Best's 67-yard scamper midway through the second quarter. The Bears pushed their lead to 21-14 when Longshore found Cameron Morrah, who made an acrobatic 18-yard touchdown snare in the back of the end zone, late in the second quarter, before a Giorgio Tavecchio field goal with three seconds left

gave them a 10-point lead at intermission.

Arizona responded with 28 third quarter points to take a 42-27 lead. The big play was a 59-yard burst down the right sideline by Antolin, Arizona's longest run from scrimmage this year. That set the Wildcats up at the Cal 3. Two plays later, Antolin scored from a yard out to put Arizona ahead for good at 28-27.

Best started at tailback after missing the Arizona State game with a dislocated left elbow. He finished with 107 yards on the ground and caught four passes for 33 yards.

Score by Quarters	1	2	3	4	OT	Score
California	7	17	3	0	-	27
Arizona	0	14	28	0	-	42

SCORING SUMMARY

First Quarter Drive	
Cal - TD Tucker 2 pass from Longshore (Tavecchio kick), 9:19	5-43, 2:51
Second Quarter	
ARZ - TD Antolin 20 run (Bondzio kick), 14:13	9-67, 4:25
ARZ - TD Antolin 11 run (Bondzio kick), 12:35	2-47, 0:29
Cal - TD Best 67 run (Tavecchio kick), 7:51	1-67, 0:13
Cal - TD Morrah 18 pass from Longshore (Tavecchio kick), 3:34	6-59, 3:37
Cal - 42 FG Tavecchio (0:03)	5-21, 0:25
Third Quarter	
ARZ - TD Thomas 56 pass from Tuitama (Bondzio kick), 13:14	4-81, 1:41
Cal - 40 FG Tavecchio (9:20)	5-21, 1:23
ARZ - TD Antolin 1 run (Bondzio kick), 6:33	7-77, 2:42
ARZ - TD Ross, D 21 INT return (Bondzio kick), 6:16	--
ARZ - TD Gronkowski, R 35 pass from Tuitama (Bondzio kick), 1:29	6-59, 3:04

TEAM STATISTICS

	Cal	UA
First Downs.....	18	17
Rush. Yards (net).....	110	179
Passing Yards (net).....	315	225
Passes Att-Comp-Int.....	25-56-2	16-27-1
Total Offense (Plays-Yards).....	79-425	68-404
Fumble Returns-Yards.....	0-0	0-0
Punt Returns-Yards.....	4-58	3-43
Kickoff Returns-Yards.....	4-85	6-96
Interception Returns-Yards.....	1-15	2-30
Punts (Number-Avg).....	8-45.4	8-46.2
Fumbles-Lost.....	1-0	2-1
Penalties-Yards.....	6-49	0-0
Possession Time.....	29:02	29:32
Third-Down Conversions.....	2-15	3-13
Fourth-Down Conversions.....	1-3	0-1
Red-Zone Scores-Chances.....	2-2	3-3
Sacks By: Number-Yards.....	3-3	6-6

INDIVIDUAL STATISTICS

California

Rushing: Best 16-107 TD; Vereen 4-23; Riley 2(-5); Longshore 1(-15)

Passing (C-A-TD-INT-Yds): Longshore 18-37-2-1-218; Riley 7-19-0-1-97

Receiving: Young 6-55; Tucker 4-68 TD; Best 4-33; Morrah 3-60 TD; Ross 3-56; Boateng 2-31; Cunningham 2-8; Vereen 1-4

Tackles: Mohamed 7-1; Follett 6-1 QS TFL; Ezeff 5-2 FR; Felder 5-2 TFL INT; B. Johnson 6-0; Williams 6-0 QS 2 TFL; E. Young 4-0 FF

Arizona

Rushing: Antolin 21-149 3 TD; Smith 7-18; Thomas 3-14; Grigsby 1-13; Turner 1-12; Team 3(-3); Tuitama 5(-24)

Passing (C-A-TD-INT-Yds): Tuitama 16-27-2-1-225


Receiving: Thomas 6-104 TD; Gronkowski 6-91 TD; Dean 2-21; Antolin 1-9; Smith 1-0

Tackles: Hundley 7-1 TFL 2 PBU; Ness 6-2 TFL 3 PBU; Reed 5-0 2 QS 2 TFL FF; Kelley 4-0; Nelson 4-0 TFL PBU

2008 GAME SUMMARIES 7-8

UCLA AT CALIFORNIA

Oct. 25, 2008 • TV: ABC • Attendance: 64,653



BERKELEY - Kevin Riley threw a 53-yard touchdown pass to Nyan Boateng on a flea-flicker in the fourth quarter, and Mike Mohamed returned an interception 19 yards for a score 19 seconds later in California's 41-20 victory over UCLA.

After taking a four-point lead into the fourth quarter, the Golden Bears (5-2, 3-1 Pac-10) turned it into a rout with 24 straight points, keeping them unbeaten at Memorial Stadium this season.

Cal's defense registered four interceptions, including Marcus Ezeff's early 69-yard TD return. Mohamed then essentially sealed the win when the linebacker grabbed a tipped pass and dived to stretch the ball over the corner of

the goal line. The last time Cal returned two interceptions for touchdowns was against Arizona State on Sept. 23, 2006.

The Bears also limited UCLA to just 16 yards rushing - lowest for a Cal opponent since Stanford also managed 16 yards against the Bears in 2005.

Jahvid Best rushed for 115 yards and a score, while Riley passed for 153 yards and two TDs in his return to the starting lineup. It was Best's fourth 100-yard rushing performance of the season.

Shane Vereen's 99 yards rushing included a 56-yard romp in the closing moments for Cal.

Score by Quarters	1	2	3	4	OT	Score
UCLA	0	10	3	7	-	20
California	3	14	0	24	-	41

SCORING SUMMARY

First Quarter	Drive
Cal - 26 FG Tavecchio (9:50)	10-32, 4:57
Second Quarter	
UCLA - TD Love 10 yard blocked punt return (Forbath kick), 14:56	--
Cal - TD Best 34 run (Tavecchio kick), 12:04	11-53, 4:39
Cal - TD Ezeff 69 INT return (Tavecchio kick), 7:59	--
UCLA - 38 FG Forbath (00:08)	5-34, 1:34
Third Quarter	
Cal - 38 FG Forbath (2:11)	13-65, 5:56
Fourth Quarter	
Cal - 42 FG Tavecchio (12:26)	11-53, 4:39
Cal - TD Boateng 53 pass from Riley (Tavecchio kick), 9:48	1-53, :09
Cal - TD Mohamed 19 INT return (Tavecchio kick), 9:29	--
Cal - TD Morrah 10 pass from Riley (Tavecchio kick), 1:55	4-69, 2:14
UCLA - TD Johnson 9 pass from Forcier (Forbath kick), 1:36	2-9, :08

TEAM STATISTICS

	UCLA	Cal
First Downs	11	18
Rush. Yards (net)	16	232
Passing Yards (net)	237	153
Passes Att-Comp-Int	19-41-4	11-22-0
Total Offense (Plays-Yards)	63-253	64-385
Fumble Returns-Yards	0-0	0-0
Punt Returns-Yards	2-45	3-14
Kickoff Returns-Yards	7-203	3-79
Interception Returns-Yards	0-0	4-106
Punts (Number-Avg)	6-50.2	7-33.6
Fumbles-Lost	0-0	1-0
Penalties-Yards	10-74	8-65
Possession Time	25:35	34:25
Third-Down Conversions	5-17	4-13
Fourth-Down Conversions	0-1	0-0
Red-Zone Scores-Chances	3-4	2-3
Sacks By: Number-Yards	3-20	3-24

INDIVIDUAL STATISTICS

California

Rushing: Best 17-105 TD; Vereen 14-99; Slocum 5-34; Tau'ufu'ou 1-0; Team 1(-3); Riley 4(-13)

Passing (C-A-TD-INT-Yds): Riley 11-22-2-0-153

Receiving: Ross 3-44; Boateng 2-67 TD; Morrah 2-5 TD; Tucker 1-17; Vereen 1-12; Best 1-4; Young 1-4

Tackles: Thompson 8-2 TFL 2 PBU; Mohamed 9-0 QS 2 TFL INT; Alualu 2-4 2 QS 2 TFL 2 PBU; Follett 3-2; Jordan 2-2 TFL; Felder 0-4 TFL; Ezeff 2-1 2 INT

UCLA

Rushing: Coleman 4-6; Forcier 1-6; Austin 1-5; Bell 6-5; Embree 1-1; Moline 1-0; Craft 8(-7)


Passing (C-A-TD-INT-Yds): Craft 17-35-0-4-206; Forcier 1-5-0-1-9; Perez 1-1-0-0-22

Receiving: Embree 5-90; Johnson 5-47 TD; Everett 2-29; Moya 2-19; Bell 2-10; Viney 1-22; Rosairo 1-14; Austin 1-6

Tackles: Moore 5-4 PBU; Bosworth 3-4 2 QS 3 TFL; Carter 1-6; Jones 4-2; Price 4-1 QS 3 TFL; Verner 2-3 4 PBU; Norris 4-0 1 TFL FF; Lockett 1-3 TFL

OREGON AT CALIFORNIA

Nov. 1, 2008 • TV: ABC • Attendance: 61,432



BERKELEY - Matt Russi recovered Oregon's fumble on a punt return to set up Shane Vereen's 2-yard touchdown run with 8:57 to play, and California persevered through a steady rain for a 26-16 victory over the 23rd-ranked Ducks.

Nate Longshore stepped in for injured Kevin Riley (concussion) and passed for 136 yards for the Golden Bears (6-2, 4-1 Pac-10), who stayed in the thick of the conference race with their fourth victory in their last five meetings with Oregon.

Cal benefitted from two Duck turnovers that allowed the Bears to make mercifully short scoring drives in miserable conditions at Memorial Stadium.

Quarterback Jeremiah Masoli rushed for 97 yards but passed for just 44 for Oregon (6-3, 4-2), and Jeremiah Johnson rushed for 117 yards and a score. The Ducks actually made fewer mistakes than Cal in the muck, but Jairus Byrd's fumbled punt and Masoli's interception in the closing seconds of the first half set up the Bears for easy touchdown drives.

Jeremy Ross and Nyan Boateng caught touchdown passes for Cal. Jahvid Best rushed for 93 yards, but also had two of Cal's four fumbles.

Oregon took an early first quarter lead, but missed the extra point on a botched snap. After Cal responded with a 71-yard drive to take a 7-6 edge, the Ducks handed the Bears a safety when a punt snap flew over the punter's arms and through the end zone.

Score by Quarters	1	2	3	4	OT	Score
Oregon	6	0	10	0	-	16
California	9	7	3	7	-	26

SCORING SUMMARY

First Quarter	Drive
Ore - TD Masoli 17 run (kick failed, fumbled hold), 12:36	4-46, 1:04
Cal - TD Ross 22 pass from Riley (Tavecchio kick), 9:15	9-71, 3:16
Cal - Team safety (6:14)	--
Second Quarter	
Cal - TD Boateng 2 pass from Longshore (Tavecchio kick), 0:18	2-3, 0:16
Third Quarter	
Ore - 39 FG Evensen (11:00)	10-48, 3:55
Cal - 33 FG Tavecchio (7:57)	8-58, 2:58
Ore - TD Johnson 17 run (Evensen kick), 3:49	3-55, 0:33
Fourth Quarter	
Cal - TD Vereen 2 run (Tavecchio kick), 8:57	2-6, 1:10

TEAM STATISTICS

	Ore	Cal
First Downs	21	16
Rush. Yards (net)	206	132
Passing Yards (net)	84	216
Passes Att-Comp-Int	11-32-2	20-39-1
Total Offense (Plays-Yards)	82-290	79-348
Fumble Returns-Yards	0-0	0-0
Punt Returns-Yards	2(-7)	3-12
Kickoff Returns-Yards	4-62	5-96
Interception Returns-Yards	1-0	2-60
Punts (Number-Avg)	6-47.7	7-39.1
Fumbles-Lost	1-1	4-4
Penalties-Yards	4-36	9-85
Possession Time	25:12	34:48
Third-Down Conversions	4-18	7-19
Fourth-Down Conversions	1-5	1-2
Red-Zone Scores-Chances	2-4	3-4
Sacks By: Number-Yards	1-5	2-10

INDIVIDUAL STATISTICS

California

Rushing: Best 16-93; Vereen 21-67 TD; Team 1(-2); Longshore 2(-20)

Passing (C-A-TD-INT-Yds): Longshore 13-27-1-0-136; Riley 7-12-1-1-80

Receiving: Tucker 6-83; Vereen 4-25; Boateng 3-56 TD; Ross 2-38 TD; Best 2-2; Morrah 1-5; Young 1-4; Tau'ufu'ou 1-3

Tackles: Mohamed 10-4; Follett 8-3 QS 3 TFL PBU; Jordan 4-6 QS 3 TFL; Williams 4-4 INT 2 PBU; Thompson 1-7 2 TFL; Hagan 4-2 TFL 3 PBU; Ezeff 3-2 2 PBU

Oregon

Rushing: Johnson 20-117 TD; Masoli 21-97 TD; Scott 1-15; Roper 2-5; Blount 4-1; Team 2(-29)

Passing (C-A-TD-INT-Yds): Masoli 7-21-0-2-44; Roper 4-11-0-0-40


Receiving: Scott 3-35; Williams 3-23; Davis 2-15; Byrd 1-7; Dickson 1-4; Maehl 1-0

Tackles: Ward 8-2 2 FF PBU; Thurmond 7-3 2 TFL PBU; Matthews 4-5 2 TFL PBU; Paysinger 2-5 TFL INT; Byrd 5-1; Boyd 3-3

2008 GAME SUMMARIES 9-10

CALIFORNIA AT USC

Nov. 8, 2008 • TV:ABC • Attendance: 88,523



LOS ANGELES - Mark Sanchez threw two touchdown passes, and No. 7 USC's defense kept No. 21 California's offense out of the end zone for a 17-3 victory.

The win was the sixth straight for the Trojans (8-1, 6-1 Pac-10), while their Bears saw their winning streak end at two. The Trojans came in averaging 40.25 points and tied their season low with the 17-point output.

Nate Longshore made his third start of the season at quarterback for the Bears, but was replaced at halftime after completing 11-of-15 passes for 79 yards. He was sacked only once despite being under constant pressure.

Kevin Riley completed 4-of-16 passes for 59 yards with one interception in relief and was sacked three times in the second half.

After USC opened the scoring with a field goal on its first possession of the game, Cal tied the score mid way through the second quarter on a 35-yard boot from Giorgio Tavecchio that capped a 12-play, 63-yard drive.

Down 10-3 at the half, the Bears nearly tied the score on an apparent TD pass from Riley to Shane Vereen, but the play was called back for an illegal man downfield. Overall, Cal committed eight penalties for 50 yards, while USC was whistled 10 times for 105 yards.

The Bears sacked Sanchez three times in the contest after the Trojans entered the game having allowed just nine sacks in their first eight games of the fall.

Score by Quarters	1	2	3	4	OT	Score
California	0	3	0	0	-	3
USC	3	7	0	7	-	17

SCORING SUMMARY

First Quarter Drive	
USC - 27 FG Buehler (10:04).....	8-56, 2:55
Second Quarter	
Cal - 35 FG Tavecchio (8:21).....	12-63, 8:10
USC - TD Turner 19 pass from Sanchez (Buehler kick), 5:01.....	6-70, 3:13
Fourth Quarter	
USC - TD Johnson 5 pass from Sanchez (Buehler kick), 2:59.....	13-73, 4:49

TEAM STATISTICS

	Cal	USC
First Downs.....	13	22
Rush. Yards (net).....	27	173
Passing Yards (net).....	138	238
Passes Att-Comp-Int.....	15-31-1	18-30-0
Total Offense (Plays-Yards).....	57-165	66-411
Fumble Returns-Yards.....	0-0	0-0
Punt Returns-Yards.....	1-21	4-23
Kickoff Returns-Yards.....	2-42	1-20
Interception Returns-Yards.....	0-0	1-3
Punts (Number-Avg).....	7-40.3	5-27.6
Fumbles-Lost.....	0-0	4-1
Penalties-Yards.....	8-50	10-105
Possession Time.....	30:48	29:12
Third-Down Conversions.....	5-14	4-11
Fourth-Down Conversions.....	0-1	0-1
Red-Zone Scores-Chances.....	0-0	2-2
Sacks By: Number-Yards.....	3-16	4-34

INDIVIDUAL STATISTICS

California

Rushing: Best 13-30; Ta'ufu'ou 1-21; Ross 1-5; Vereen 5-3; Riley 4(-14); Longshore 2(-18)

Passing (C-A-TD-INT-Yds): Riley 4-16-0-1-59; Longshore 11-15-0-0-79

Receiving: Boateng 4-43; Tucker 3-40; Best 3-15; Ross 2-14; Morrah 1-20; Ta'ufu'ou 1-4; Vereen 1-2

Tackles: Felder 8-2; Ezeff 5-3; B. Johnson 7-0 PBU; Mohamed 5-2 QS TFL; Jordan 5-1 QS TFL; Follett 4-1 TFL FF; Thompson 3-0

USC

Rushing: Gable 10-79; Johnson 14-60; McKnight 7-51; Havili 1-4; Sanchez 4(-21)

Passing (C-A-TD-INT-Yds): Sanchez 18-29-2-0-238

Receiving: Williams 4-67; McCoy 4-53; Havili 3-27; McKnight 3-25; Turner 2-35 TD; Ellison 1-25; Johnson 1-6 TD

Tackles: Maulaluga 7-3; Cushing 6-3 QS 2 TFL; Mays 4-1 4 PBU; Harris 1-4 TFL 2 PBU; Pinkard 1-3 INT

CALIFORNIA AT OREGON STATE

Nov. 15, 2008 • TV:ABC • Attendance: 45,969



CORVALLIS, OR - Lyle Moevao completed 14-of-28 passes for 145 yards, Jacquizz Rodgers ran for 144 yards and a score, and James Rodgers ran 18 yards for a touchdown, as Oregon State defeated Cal, 34-21.

Kevin Riley, who grew up to the north in Portland, started for Cal and completed 11-of-25 passes for 117 yards and a score. Jahvid Best also ran for 116 yards and a TD for the Bears.

Cal jumped in front on its first series, scoring on Riley's 5-yard pass to Verran Tucker. The drive was set up by Best's 51-yard return on the opening kickoff to the OSU 41. OSU quickly answered when James Rodgers returned the ensuing kickoff 86 yards for a touchdown.

The Beavers soon made it 14-7. Sammie Stroughter returned a punt 56 yards to the Cal 2-yard line and Jacquizz Rodgers ran it in for the touchdown.

Justin Kahut added a 28-yard field goal for the Beavers in the second quarter. But the Bears narrowed their gap when Riley lateraled to Jeremy Ross, who threw a 30-yard scoring pass to Nyan Boateng to make it 17-14 going into the half.

Kahut kicked a 24-yard field goal early in the second half before James Rodgers ran 18 yards for a score to make it 27-14.

Best's 65-yard TD run narrowed it for Cal before the end of the third quarter.

Keenan Lewis sealed it for Oregon State when he intercepted Riley and ran 25 yards for a touchdown with 31 seconds to play.

Score by Quarters	1	2	3	4	OT	Score
California	7	7	7	0	-	21
Oregon State	14	3	10	7	-	34

SCORING SUMMARY

First Quarter Drive	
Cal - TD Tucker 5 pass from Riley (Tavecchio kick), 13:05.....	4-26, 1:55
OSU - TD Rodgers, James 86 kickoff return (Kahut kick), 12:54.....	--
OSU - TD Rodgers, Jacquizz 2 run (Kahut kick), 1:50.....	1-2, 0:03
Second Quarter	
OSU - 28 FG Kahut (9:29).....	14-51, 6:23
Cal - TD Boateng 30 pass from Ross (Tavecchio kick), 7:44.....	5-80, 1:38
Third Quarter	
OSU - 24 FG Kahut (11:45).....	8-52, 3:15
OSU - TD Rogers, James 18 run (Kahut kick), 8:06.....	3-57, 1:13
Cal - TD Best 65 run (Tavecchio kick), 6:43.....	3-81, 1:16
Fourth Quarter	
OSU - TD Lewis 25 INT return (Kahut kick), 0:31.....	--

TEAM STATISTICS

	Cal	OSU
First Downs.....	11	20
Rush. Yards (net).....	85	194
Passing Yards (net).....	147	145
Passes Att-Comp-Int.....	12-27-1	14-28-1
Total Offense (Plays-Yards).....	57-232	70-339
Fumble Returns-Yards.....	0-0	0-0
Punt Returns-Yards.....	2-11	3-61
Kickoff Returns-Yards.....	7-131	3-117
Interception Returns-Yards.....	1-20	1-25
Punts (Number-Avg).....	8-40.8	6-38.5
Fumbles-Lost.....	2-1	3-0
Penalties-Yards.....	5-49	7-60
Possession Time.....	25:14	34:46
Third-Down Conversions.....	2-13	4-13
Fourth-Down Conversions.....	0-1	0-0
Red-Zone Scores-Chances.....	1-1	4-5
Sacks By: Number-Yards.....	1-5	5-46

INDIVIDUAL STATISTICS

California

Rushing: Best 15-116 TD; Vereen 6-16; Ross 1(-2); Williams 1(-2); Team 1(-2); Riley 6(-41)

Passing (C-A-TD-INT-Yds): Riley 11-25-1-1-117; Ross 1-1-1-0-30

Receiving: Ross 3-30; Tucker 3-28 TD; Cunningham 2-45; Boateng 2-36 TD; Ta'ufu'ou 1-5; Vereen 1-3

Tackles: Follett 6-4 TFL PBU; Johnson, B 2-5; Felder 1-6; Alualu 0-6; Jordan 3-2 TFL; Mohamed 2-3; Thompson 2-3 2 TFL INT; Hagan 3-1; Ezeff 0-4

OSU

Rushing: Rodgers, Jacquizz 27-144 TD; Rodgers, James 3-22 TD; Stroughter 1-21; McCants 7-8; Moevao 3-0; Johnson 1(-1)

Passing (C-A-TD-INT-Yds): Moevao 14-28-0-1-145

Receiving: Rodgers, James 6-50; Morales 2-41; Stroughter 2-32; Croom 2-10; Camp 1-7; Rodgers, Jacquizz 1-5

Tackles: Laybourn 5-3 PBU; Butler 5-2 1.5 QS 1.5 TFL; Paea 3-3 QS 2 TFL; Hughes 2-3 TFL; Kristick 2-3 TFL PBU; Roberson 1-4 QS TFL FF; Afalava 3-1 PBU

2008 GAME SUMMARIES 11-12

STANFORD AT CALIFORNIA

Nov. 22 2008 • TV: ABC • Attendance: 70,086



BERKELEY - Jahvid Best rushed for 201 yards and scored three TDs in the second half, and Cal kept Stanford out of the postseason with a 37-16 victory in the 111th Big Game.

Kevin Riley threw three touchdown passes for the Bears, who scored 27 straight points after halftime to beat the Cardinal for the sixth time in seven meetings.

Tailback Shane Vereen and tight end Cameron Morrah caught scoring passes from Riley, and Best got credit for another TD catch on a hook-and-lateral play from Verran Tucker. Cal pulled away with four consecutive touchdowns in the first 16 minutes of the second half.

Best, who had scoring runs of 45 and 3 yards, became Cal's seventh consecutive 1,000-yard rusher under Tedford, who has beaten Stanford more times than any Cal coach except Pappy Waldorf.

Tavita Pritchard passed for 306 yards with two interceptions for the Cardinal. Stanford managed 435 total yards, more than any other Cal opponent this season, but didn't score a touchdown until the fourth quarter.

Stanford trailed 10-3 at halftime despite controlling much of the first half, and the Bears' offense quickly took charge. Best's 6-yard TD run early in the fourth quarter put Cal up 37-3.

Anthony Felder registered 13 tackles for the Bears, while Zack Follett had 10, including 2.5 quarterback sacks. In addition, Marcus Ezeff, Mike Mohamed and Eddie Young each picked off one Stanford pass to raise Cal's season total to 21 interceptions.

Score by Quarters	1	2	3	4	OT	Score
Stanford	0	3	0	13	-	16
California	3	7	20	7	-	37

SCORING SUMMARY

First Quarter Drive	
Cal - 28 FG Tavecchio (10:34).....	6-69, 1:56
Second Quarter	
Cal - TD Vereen 59 pass from Riley (Tavecchio kick), 4:10	6-90, 3:09
Stan - 20 FG Zagory (0:07)	12-72, 3:58
Third Quarter	
Cal - TD Morrah 1 pass from Riley (Tavecchio kick), 11:58	6-28, 0:05
Cal - TD Best 14 pass from Riley (Tavecchio kick), 9:55.....	2-50, 0:37
Cal - TD Best 3 run (Longshore pass failed), 7:52	2-48, 0:32
Fourth Quarter	
Cal - TD Best 45 run (Tavecchio kick), 14:01	2-53, 0:53
Stan - TD Baldwin 34 pass from Pritchard (Zagory kick), 11:51	6-62, 2:05
Stan - TD Gerhart 10 run (kick failed), 9:14.....	8-54, 2:37

TEAM STATISTICS

	Stanford	Cal
First Downs.....	23	17
Rush. Yards (net).....	123	287
Passing Yards (net).....	312	101
Passes Att-Comp-Int	23-38-3	7-12-1
Total Offense (Plays-Yards).....	75-435	50-388
Fumble Returns-Yards.....	0-0	0-0
Punt Returns-Yards.....	0-0	1-6
Kickoff Returns-Yards.....	5-102	0-0
Interception Returns-Yards.....	0-0	3-27
Punts (Number-Avg).....	4-34.0	4-60.2
Fumbles-Lost.....	1-1	0-0
Penalties-Yards	7-54	3-25
Possession Time	33:29	26:31
Third-Down Conversions.....	4-13	3-9
Fourth-Down Conversions.....	2-3	1-1
Red-Zone Scores-Chances	2-4	4-5
Sacks By: Number-Yards	1-15	4-31

INDIVIDUAL STATISTICS

California

Rushing: Best 19-201 2 TD; Vereen 12-56; Ross 2-43; Ta'ufou'u 1-4; Boateng 1-0; Team 1(-2); Riley 2(-15)

Passing (C-A-TD-INT-Yds): Riley 7-11-3-1-101

Receiving: Best 3-35 TD; Vereen 1-59 TD; Riley 1-6; Morrah 1-1 TD; Tucker 1-0

Tackles: Felder 5-8; Follett 5-5 2.5 QS 5 TFL; Alualu 2-6 TFL FF; Ezeff 3-4 INT PBU; Williams 0-7 PBU; Thompson 3-3 PBU; Cattouse 3-2 PBU; Mohamed 3-2 INT; Conte 1-4

Stanford

Rushing: Gerhart 19-103 TD; Kimble 8-29; Catron 1-4; Howell 1-2; Pritchard 8(-15)

Passing (C-A-TD-INT-Yds): Pritchard 22-37-1-3-306; Loukas 1-2-0-0-6

Receiving: Whalen 5-70; Fleener 4-75; Baldwin 3-63 TD; Kimble 3-32; Howell 2-23; Gunder 2-22; Gerhart 2-14; Catron 1-7; Reuland 1-6

Tackles: Osaisai 3-4 TFL; McNally 4-2 INT; Maynor 3-2; Powers 1-4; Amajoyi 1-4; Kris Evans 2-2; McAndrew 2-2

WASHINGTON AT CALIFORNIA

Dec. 6, 2008 • TV: FSN • Attendance: 50,038



BERKELEY - California tailback Jahvid Best rushed for a school-record 311 yards - the fourth-highest total in Pac-10 history - as the Golden Bears cruised over winless Washington, 48-7, in the teams' regular-season finale.

Best increased his year's output to 1,394 yards, which ranks fourth on the school's season record list. Against the Huskies, he had touchdown runs of 60 and 84 yards to give him seven rushes of 60 or more yards this season. It was also the third 200-yard rushing game for him in 2008. Best is the only Cal player to ever rush for 200 or more yards three times.

Best's four touchdowns tied the modern-day school record for rushing touchdowns in a single game.

Nate Longshore threw a touchdown pass in his final home game - the 50th of his career - and Cal's defense created four turnovers as the Bears finished unbeaten in seven games at Memorial Stadium this season.

Best had 186 yards and three TDs by halftime, scoring on runs of 60, 20 and 1 yards while passing Oregon State freshman Jacquizz Rodgers for the Pac-10 rushing lead. Best then made an 84-yard scoring run in the opening minute of the second half, jogging across the goal line with the closest Huskies puffing 10 yards behind.

Tyson Alualu led the Bear defense with a career-high 10 tackles, including two for loss and a sack.

Score by Quarters	1	2	3	4	OT	Score
Washington	0	3	7	0	-	7
California	10	21	14	3	-	48

SCORING SUMMARY

First Quarter Drive	
Cal - TD Best 60 run (Tavecchio kick), 12:40	2-62, 0:53
Cal - 23 FG Tavecchio (1:22).....	4-6, 1:15
Second Quarter	
Cal - TD Best 1 run (Tavecchio kick), 8:57	2-8 0:43
Cal - TD Best 20 run (Tavecchio kick), 7:00	3-57, 1:08
Cal - TD Morrah 6 pass from Longshore (Tavecchio kick), 00:05	5-89, 0:28
Third Quarter	
Cal - TD Best 84 run (Tavecchio kick), 13:57	2-83, 0:58
Cal - TD Vereen 2 run (Tavecchio kick), 9:49	6-69, 1:54
UW - TD Bean 2 run (Perkins kick), 2:50	16-65, 6:53
Fourth Quarter	
Cal - 36 FG Tavecchio (11:33).....	5-16, 2:20

TEAM STATISTICS

	Washington	Cal
First Downs.....	12	20
Rush. Yards (net).....	104	431
Passing Yards (net).....	96	118
Passes Att-Comp-Int.....	11-25-2	10-22-0
Total Offense (Plays-Yards).....	69-200	66-549
Fumble Returns-Yards.....	0-0	1-3
Punt Returns-Yards.....	1-9	3-65
Kickoff Returns-Yards.....	2-121	9-513
Interception Returns-Yards.....	0-0	2-12
Punts (Number-Avg).....	6-40	3-33.7
Fumbles-Lost.....	5-2	1-0
Penalties-Yards	6-51	4-50
Possession Time	29:50	30:10
Third-Down Conversions.....	6-17	4-11
Fourth-Down Conversions.....	0-2	0-11
Red-Zone Scores-Chances	1-1	6-7
Sacks By: Number-Yards	2-7	3-28

INDIVIDUAL STATISTICS

California

Rushing: Best 19-311 4 TD; Vereen 10-49 TD; Slocum 6-36; Riley 1-17; Mansion 2-12; Ross 1-8; Geurts 1-3; Young 1-2; Tyndall 1(-1); Longshore 1(-4)

Passing (C-A-TD-INT-Yds): Longshore 5-10-1-0-84; Riley 3-7-0-0-18; Mansion 2-4-0-0-16; Vereen 0-0-0-0

Receiving: Morrah 3-39 TD; Tucker 1-30; Vereen 1-14; Boateng 1-9; Glover 1-9; Stroud 1-7; Ross 1-5; Ta'ufou'u 1-5

Tackles: Alualu 4-6 QS 2 TFL FF; Felder 2-7; Thompson 3-4 TFL; Williams 2-4; Young 3-2 TFL; Ezeff 3-2 PBU; Mohamed 3-1 QS TFL FF 2 FR; Follett 3-1 QS 2 TFL FF

Washington

Rushing: Griffin 24-60; Polk 3-19; Bean 5-12 TD; Goodwin 2-9; Kravitz 5-8; Dailey 1-3; Fouch 4(-7)

Passing (C-A-TD-INT-Yds): Bean 8-17-0-1-80; Fouch 3-7-0-1-16; Bruns 0-1-0-0


Receiving: Hawkins 2-43; Gottlieb 2-13; Goodwin 2-7; Aguilar 1-12; Chidiac 1-9; Middleton 1-7; Homer 1-3; Griffin 1-2

Tackles: Foster 6-7 3 TFL; Stevens 5-3 QS TFL; Williams 4-4 PBU; Te'O-Nesheim 2-5 QS 3 TFL FF; Forrester 1-4; Fogerson 3-1; Elisara 1-3; Butler 0-4

2008 GAME SUMMARY 13

EMERALD BOWL – MIAMI VS. CALIFORNIA

Dec. 27, 2008 • TV: ESPN • Attendance: 42,268



SAN FRANCISCO - California played its first bowl game ever in the Bay Area and made its hometown fans happy with a 24-17 victory over Miami, Fla.

Cal jumped out to an early 14-0 first quarter lead on a pair of Jahvid Best touchdown runs but Miami eventually came back to tie the contest at 17-17 in the fourth quarter.

The game remained tied until late in regulation when Nate Longshore connected with Anthony Miller on a two-yard scoring strike with 2:37 to go. The winning touchdown was set up moments earlier when Zack Follett forced a fumble deep in Hurricane territory and Cameron Jordan returned it to the Miami two-yard line.

Miami was able to put together eight plays on an ensuing drive but time ran out on the Hurricanes after reaching the Bears' 37-yard line.

Best capped a tremendous season for Cal by rushing for an Emerald Bowl record 186 yards and two touchdowns, marking his fourth consecutive 100-yard rushing game and eighth of the season.

The Golden Bears also set several other school bowl records, including the team's 10.0 tackles for loss, Follett's bowl-record-tying 4.0 tackles for loss and 2.0 sacks, a 74-yard first quarter passing play between Longshore and Verran Tucker, and Jordan's seven-yard fumble return.

Score by Quarters	1	2	3	4	OT	Score
Miami, Fla.	0	7	7	3	-	17
California	14	0	3	7	-	24

SCORING SUMMARY

First Quarter	Drive
Cal - TD Best 1 run (Tavecchio kick), 7:15	5-76, 1:45
Cal - TD Best 42 run (Tavecchio kick), 4:45	1-42, 0:10
Second Quarter	
UM - TD Byrd 9 pass from Harris (Bosher kick), 12:54	10-80, 4:28
Third Quarter	
UM - TD Collier 6 pass from Harris (Bosher kick), 7:34	10-69, 4:00
Cal - 23 FG Tavecchio (0:27)	12-76, 7:04
Fourth Quarter	
UM - 22 FG Bosher, 9:13	13-74, 6:07
UM - TD Miller 2 pass from Longshore (Tavecchio kick), 11:51	6-62, 2:05

TEAM STATISTICS

	Miami, Fla.	Cal
First Downs.....	17	11
Rushing Yards (Net)	119	217
Passing Yards (Net)	194	121
Passes Comp-Att-Int	25-41-1	10-21-0
Total Offense (Plays-Yards)	73-313	51-338
Fumble Returns-Yards.....	0-0	1-7
Punt Returns-Yards.....	1-8	0-0
Kickoff Returns-Yards.....	2-29	4-46
Interception Returns-Yards.....	0-0	1-1
Punts (Number-Avg)	6-32.0	5-36.4
Fumbles-Lost.....	1-1	1-1
Penalties-Yards	3-30	2-10
Possession Time	34:05	25:55
Third-Down Conversions	7-19	2-11
Fourth-Down Conversions	2-2	1-2
Red-Zone Scores-Chances	3-3	3-4
Sacks By: Number-Yards	0-0	2-27

INDIVIDUAL STATISTICS

California

Rushing: Best 20-186 2 TD; Vereen 8-36; Ross 1-0; Longshore 1(-5)

Passing (C-A-TD-INT-Yds): Riley 10-21-1-0-74

Receiving: Boateng 3-27; Ross 2-9; Vereen 2-7; Tucker 1-74; Miller 1-2 TD; Morrah 1-2

Tackles: Follett 8-1 2 QS 4 TFL FF PBU; Hagan 3-5; Ezeff 5-2; Mohamed 2-5 INT; Conte 3-2 2 PBU; Thompson 3-2 TFL PBU; Felder 0-4 0.5 TFL PBU; Williams 3-0; Jordan 3-0 2 TFL FR; Alualu 2-1 .5 TFL; Davis 2-1; D. Hill 2-1, 1.5 TFL; Cattouse 1-2, .5 TFL

Miami, Fla.

Rushing: Cooper 12-63; Chambers 9-60; James 10-3; Harris 5(-7)

Passing (C-A-TD-INT-Yds): Harris 25-41-2-1-194

Receiving: Zellner 8-48; Cooper 5-11; Byrd 3-44 TD; Benjamin 2-17; Hill 2-9; Hankerson 1-41; Johnson 1-11; Collier 1-6 TD; Chambers 1-4; James 1-3

Tackles: R. Hill 4-2; Van Dyke 5-0 TFL; Cook 4-0 TFL; Harris 3-1; Spence 2-1 2 TFL 2 PBU; Adkins 2-1

2008 GOLDEN BEAR TEAM AWARDS

KEN HARVEY AWARD

(player showing special academic commitment and improvement)

Bernard Hicks

EVERETT MERRIMAN AWARD

(player demonstrating a commitment to community service)

Sean Young

DINK ARTAL AWARD

(player best exemplifying Cal spirit)

Devin Bishop

MOST IMPROVED PLAYER

Worrell Williams

STUB ALLISON AWARD

(most inspirational)

Noris Malele

KEN COTTON AWARD

(most courageous player)

Defense: Anthony Felder

Offense: Nate Longshore

LIFTER OF THE YEAR

Freshman: Dominic Galas

Senior: Anthony Felder

SCOUT TEAM PLAYERS OF THE YEAR

Offense: Beau Sweeney and Spencer Ladner

Defense: Aaron Tipoti and Nick Rosato

Special Teams: Charles Satchell

SCHLESSINGER COACHES AWARD

(outstanding athletic ability, academic success and community service)

Alex Mack

BOB TESSIER AWARD

(most improved linemen)

Offense: Mitchell Schwartz

Defense: Rulon Davis

BRICK MULLER AWARD

(most valuable linemen)

Offense: Alex Mack

Defense: Tyson Alualu

BOB SIMMONS AWARD

(most valuable freshman)

Bryan Anger

J. SCOTT DUNCAN AWARD

(most valuable special teams player)

Mike Mohamed

PAPPY WALDORF CAL COACHES AWARD

Tad Smith

ANDY SMITH AWARD

(player with the most Big C playing time)

Syd'Quan Thompson

BERKELEY BREAKFAST CLUB AWARD

(outstanding player in the Big Game)

Offense: Jahvid Best

Defense: Zack Follett

MOST VALUABLE BACK

Offense: Jahvid Best

Defense: Syd'Quan Thompson

JOE ROTH AWARD

Will Ta'ufo'ou

CORT MAJORS AWARD

(team captains)

Offense: Alex Mack

Defense: Zack Follett

BEAR BACKERS AWARD

(most valuable player as voted by team)

Offense: Alex Mack and

Jahvid Best

Defense: Zack Follett

2008 OUTGOING PLAYERS BIOGRAPHIES

LaREYLLLE CUNNINGHAM #85

(lah-RELL)



WR, 6-1, 205.....Fairfield, CA
2004-08 (4V).....Vanden HS

2008: In his final season as a Golden Bear, produced a career-best 276 yards receiving and a touchdown ... started four games ... had Cal's first 100-yard receiving effort – a career-high 138 yards (on 7 receptions) at Maryland ... snared three catches for 42 yards and his only

touchdown of the season against Arizona State ... had 45 yards receiving at Oregon State.

2007: Saw action in all 13 games on special teams and as a reserve wide out ... recorded his first reception at Colorado State and also hauled in a 16-yard completion at UCLA ... added two catches for 15 yards in the bowl victory over Air Force.

2006: Saw action in 11 games as a reserve receiver and special teams stalwart ... had one catch for 10 yards against Portland State.

2005: Made his first career start to help an injury-riddled receiving corps against Washington State and responded with a dramatic 57-yard touchdown reception that helped Cal rally and emerge with a 42-38 victory ... caught five passes for 112 yards against the Cougars ... played in six games.

2004: Redshirt.

CUNNINGHAM'S CAREER RECEIVING STATISTICS

Year	G/GS	Rec	Yds	Avg	TD	Long
2005	6/1	5	112	22.4	1	57
2006	12/0	1	10	10.0	0	10
2007	13/0	4	33	8.2	0	16
2008	13/4	18	276	15.3	1	35
Totals	44/5	28	431	15.3	2	57

RULON DAVIS

#94



DE, 6-5, 281.....San Diego, CA
2006-08 (3V).....Charter Oak HS/
Mt. San Antonio College

2008: Started seven of the nine games he played, but had his season interrupted by an injury for the second year in a row, missing five games in the middle of the year with a foot injury ... still tied for sixth on the team with 5.5 TFL ... earned

starts in Cal's first four contests ... given the Bob Tessier Award as Cal's most improved defensive lineman ... registered a season-best six stops at Maryland, including a sack and a forced fumble ... had 1.5 tackles for loss against both Oregon State and Stanford ... blocked a field goal attempt at Washington State that Zack Follett returned 68 yards for a TD ... set the highest recorded vertical jump for a Cal defensive lineman at 33.5 inches.

2007: Slated as a starter at defensive end, but missed seven games due to injuries ... still tallied 16 tackles with three for loss, including 1.5 sacks ... came off the bench for four solo takedowns in the bowl victory over Air Force ... injured his foot in the Louisiana Tech game and missed the next four games ... returned against Arizona State and recorded three tackles, 1.5 sacks and a forced fumble (which was recovered for a touchdown), before leaving the game with a knee injury and missing the next three outings ... returned against Stanford and tallied three more tackles, one for loss.

2006: Competed in six games before missing the last half of the season due to illness and injury (bone bruise in leg) ... recorded five tackles, including three against Arizona State when he also had a half tackle for loss.

DAVIS' CAREER DEFENSIVE STATISTICS

Year	G/GS	UT-AT-TT	Loss	Sacks	Int	FR	PBU
2006	6/0	1-4-5	0.5-3	0.0-0	0-0	0	0
2007	6/3	9-7-16	3.0-20	1.5-17	0-0	1	1
2008	9/7	8-11-19	5.5-33	4.0-28	0-0	0	2
Totals	21/10	18-22-40	9.0-56	5.5-45	0.0	1	3

ANTHONY FELDER

#7



LB, 6-3, 235.....Seattle, WA
2005-08 (4V).....O'Dea HS

2008: Cal's leading tackler with 93 stops ... finished eighth in the Pac-10 with 7.2 tackles per game ... given the Ken Cotton Award as the team's most courageous player on defense ... reached double figures in tackles three times, with a high of 13 vs. Stanford ... also had 12 stops vs. Michigan State and 10 at USC (8 unassisted) ... returned an interception 15 yards at Arizona ... registered at least six tackles in 9 of 13 games ... voted honorable mention All-Pac-10.

2007: The Pac-10's 12th-leading tackler with 7.8 takedowns per game (101 total) ... an honorable mention All-Pac-10 selection ... registered at least nine tackles in 9 of 13 games, including four double-figure games ... had nine tackles vs. USC ... posted 12 stops in the Oregon State game and added 10 (all solo) against UCLA ... recorded his first career interception in the fourth quarter of the Oregon game to set up Cal's game-winning touchdown ... tallied a career-high 13 tackles with a pair of sacks in the Colorado State win – one sack caused a key fumble which was recovered by the Bears ... added nine tackles in the season-opening win over Tennessee.

2006: Despite battling injuries, saw action in all 13 games ... had 18 tackles and a pass breakup ... had three takedowns against both Oregon State and Oregon, and also added two each against Minnesota, Portland State, Arizona and Stanford.

2005: An impact player as a true freshman ... named a FIRST TEAM freshman All-American by Rivals.com ... finished the season with 39 tackles to rank eighth on the team in that category ... started eight games and saw action in all 12 contests ... starter at outside linebacker in the regular-season finale at Stanford and in the Las Vegas Bowl ... had a season-best eight stops against Illinois and seven tackles vs. New Mexico State ... recorded his first quarterback sack against the Aggies ... notched four tackles and broke up a pass in the bowl win ... named freshman lifter of the year.

FELDER'S CAREER DEFENSIVE STATISTICS

Year	G/GS	UT-AT-TT	Loss	Sacks	Int	FR	PBU
2005	12/8	25-14-39	1.5-3	1.0-2	0-0	0	1
2006	13/0	6-12-18	0.0-0	0.0-0	0-0	0	1
2007	13/11	50-51-101	3.5-14	2.0-9	1-0	1	1
2008	13/12	37-56-93	5.5-14	0.5-3	1-15	0	0
Totals	51/31	118-133-251	10.0-30	3.5-14	2-15	1	3

ZACK FOLLETT

(FALL-ett)

#56



LB, 6-1, 238..... Clovis, CA
2005-08 (4V)..... Clovis HS

2008: One of the hardest hitters in the Pac-10, Follett ranked among the league leaders in several defensive categories ... led the conference in both tackles for loss (23.0) and forced fumbles (4), while he was fourth in sacks (0.81 per game) ... third nationally in tackles for loss and tied for

17th in the NCAA in sacks ... a first team All-Pac-10 selection ... voted defensive MVP of the Emerald Bowl after finishing with nine tackles, including two sacks and four for loss, and a forced fumble vs. Miami ... the fumble set up Cal's game-winning touchdown ... named team defensive MVP and the most outstanding defensive player in the Big Game vs. Stanford ... a semifinalist for the Chuck Bednarik Award, given to the country's best defensive player, and a quarterfinalist for the Lott IMPACT Trophy ... two-time Lott IMPACT Player of the Week ... voted Pac-10 Player of the Week following his 11-tackle performance vs. Oregon, when he finished with eight solo stops, 3.0 tackles for loss and a QB sack ... had 10 tackles in back-to-back games at Oregon State and vs. Stanford ... finished with 3.5 TFLs and 2.5 sacks against the Cardinal ... had at least 1 TFL in every game except vs. UCLA ... had a 12-yard sack at Maryland and a 15-yard sack vs. Arizona State.

2007: Earned second team All-Pac-10 honors ... had two forced fumbles on the year, including a bone-jarring sack on the first drive against Tennessee, causing a fumble that was recovered by Worrell Williams for a touchdown ... earned the Berkeley Breakfast Club Award as Cal's top defensive player in the Big Game after tallying seven tackles, including two for loss, while forcing a key fourth quarter fumble against the Cardinal ... tallied 64 tackles with a team-best 12.5 tackles for loss and 5.5 sacks despite missing the second half of the Louisiana Tech game and all of the Arizona and Oregon games due to a neck stinger ... tallied seven tackles, including a pair of sacks, against Washington ... registered six tackles (one for loss) and a pass breakup against USC ... strong game against Washington State, sparking the defense with six tackles, three pass breakups, a sack and constant pressure on the QB ... recorded a season-best 10 takedowns including three tackles for loss and a sack, against UCLA.

2006: An honorable mention All-Pac-10 selection despite starting just one game ... recorded 62 tackles with a team-best 12.5 tackles for loss and tied for the team-lead with 5.5 sacks ... led the Pac-10 with four forced fumbles ... came off the bench in the first 11 games of the year before earning his first career start against Stanford, when he responded with 10 tackles, three tackles for loss, including a sack, and a forced fumble ... also had a huge game against Arizona State with 10 tackles and pair of forced fumbles on sacks ... recorded eight tackles (six solo) and an acrobatic interception against Washington ... tallied eight stops (three solo) and a sack against Washington State ... collected four takedowns, including two for losses in the Holiday Bowl victory over Texas A&M.

2005: Earned first team Freshman All-America honors from *Rivals.com* ... saw action in every game and accumulated a total of 32 tackles, including three behind the line of scrimmage and two quarterback sacks ... had a season-best five stops against Illinois and Oregon State ... forced a fumble at Washington ... forced a fumble and broke up a pass against BYU in the Las Vegas Bowl.

FOLLETT'S CAREER DEFENSIVE STATISTICS

Year	G/GS	UT-AT-TT	Loss	Sacks	Int	FR	PBU
2005	12/0	25-7-32	3.0-16	2.0-11	0-0	1	3
2006	13/1	34-28-62	12.5-53	5.5-28	1-0	0	2
2007	11/10	39-25-64	12.5-59	5.5-36	0-0	1	6
2008	13/13	58-29-87	23.0-138	10.5-99	0-0	1	4
Totals	49/24	156-89-245	51.0-266	23.5-174	1-0	3	15

DREW GLOVER

#18



WR, 6-2, 205..... Oakland, CA
2004-08 (2V)..... Bishop O'Dowd HS

2008: Played in two games and recorded his first career catch – a 9-yarder – against Washington on Senior Day.

2007: Saw action in five games on special teams ... also an essential scout team player, simulating option quarterbacks from Oregon

and Air Force.

2005, 2006: A member of the team but did not see any game action.

2004: Redshirted.

BERNARD HICKS

#2



DB, 5-11, 210..... Fresno, CA
(2004-08) 4V..... Edison HS

2008: A veteran defensive back who was limited to just six games as a senior due to injury ... earned starts in Cal's first two contests before yielding his safety spot to Brett Johnson ... received the team's Ken Harvey Award for academic commitment and improvement ... had a season-best five tackles

against both Washington State and Maryland ... halted a Washington State scoring drive with an interception at the Cal 11 ... played in Cal's first three games, then did not get back into the lineup until the Oregon State contest Nov. 15.

2007: In a productive season, logged 13 games and nine starts at rover ... finished with 40 tackles and four pass breakups ... tallied four tackles against Tennessee ... had six stops, including a tackle for a loss at Oregon ... his tipped pass against Washington State resulted in an interception by Syd'Quan Thompson ... recorded four tackles against USC ... snatched his first interception of the season at Stanford.

2006: Broke into the starting lineup in the fifth game and started the final nine games of the year at free safety ... recorded 58 tackles as well as a pair of interceptions and six pass breakups (second on the team) ... registered his top game against Oregon, posting eight tackles (six solo) with an interception, a pass breakup and a tackle for loss ... also had eight tackles (three solo) against UCLA ... added five takedowns against Tennessee, Arizona State, Washington State and in the Holiday Bowl victory over Texas A&M.

2005: Saw action in two games, playing on special teams against UCLA and Oregon State ... did not record any statistics ... held out early while recovering from an injury he suffered during his redshirt year.

2004: Redshirted.

HICKS' CAREER DEFENSIVE STATISTICS

Year	G/GS	UT-AT-TT	Loss	Sacks	Int	FR	PBU
2005	2/0	0-0-0	0.0-0	0.0-0	0-0	0	0
2006	13/9	33-25-58	1.5-2	0.0-0	2-36	0	6
2007	13/9	22-18-40	2.5-7	0.0-0	1-0	0	4
2008	6/2	14-9-23	0.0-0	0.0-0	1-0	0	1
Totals	34/20	69-52-121	4.0-9	0.0-0	4-36	0	11

MIKA KANE

(MEE-kah) (KAHN-ay)

#98



DT, 6-2, 311 Kailua, HI
 2005-08 (4V)..... Kamehameha HS

2008: Started 11 games over his final two seasons, including three as a senior ... had three tackles at Oregon State and two each vs. Oregon and USC.

2007: Produced a sound junior season, recording 36 tackles in 11 games with seven starts ... opened the season with five tackles, including one for a loss, against Tennessee ... was in on five tackles against Arizona ... assisted on six tackles against Oregon State ... posted five takedowns, including one for a loss, versus USC ... missed the Colorado State game and the Armed Forces Bowl due to injury.

2006: Returned from finger surgery to appear in 10 games, recording four tackles ... played much of the early part of the season with a large padded cast covering one hand ... registered two tackles against Arizona State and one each against Arizona and Portland State.

2005: Played in nine games, including his first career start against Washington State ... ended the year with five tackles but two of the tackles, 1.5 tackles for loss and a half-sack, all came in the season finale vs. Stanford ... had solo tackles against New Mexico State and Arizona.

KANE'S CAREER DEFENSIVE STATISTICS

Year	G/GS	UT-AT-TT	Loss	Sacks	Int	FR	PBU
2005	9/1	1-5-6	1.5-4	0.5-3	0-0	0	0
2006	10/0	1-3-4	0.5-2	0.0-0	0-0	0	0
2007	11/7	11-25-36	2.0-2	0.0-0	0-0	0	0
2008	13/3	4-10-14	0.5-1	0.0-0	0-0	0	0
Totals	43/11	17-43-60	4.5-9	0.5-3	0-0	0	0

JORDAN KAY

#34



PK, 5-9, 201..... Rolling Hills, CA
 2004-08 (2V)..... Peninsula HS

2008: Saw most of his action on kickoffs, splitting time with Giorgio Tavecchio and David Seawright, with 11 kickoffs on the year ... only placekicking action came vs. Washington when he made a 36-yard field goal in the fourth quarter and went 2-for-2 on extra points.

2007: Suddenly elevated into the starting role against Tennessee after Tom Schneider suffered a pregame injury ... had not seen any action since his arrival at Cal in 2004 ... promptly booted a 27-yard field goal against the Volunteers on his first-ever attempt ... connected on a career-long 47-yard field goal, as well as a 41-yarder, at Colorado State ... was true on a 41-yard attempt at Arizona State ... a perfect 6-for-6 on field goals between 20-29 yards ... connected on all 48 of his PATs ... also a Pac-10 All-Academic selection ... selected to the *Jewish Sports Review* All-American team.

2005, 2006: Did not see any action.

2004: Redshirted after knee surgery.

KAY'S CAREER KICKING STATISTICS

Year	PAT-A	FG-A	20-29	30-39	40-49	50-59	Lng	Pts
2007	48-48	13-20	6-6	2-5	5-9	0-0	47	87
2008	2-2	1-1	0-0	1-1	0-0	0-0	36	5
Totals	50-50	14-21	6-6	3-6	5-9	0-0	47	92

NATE LONGSHORE

#6



QB, 6-5, 233 Canyon Country, CA
 2004-08 (4V)..... Canyon HS

2008: Finished his career tied for third all-time at Cal in passing touchdowns (51) and fifth in passing yardage (6,783) ... second in school history with 20 victories as a starting QB ... threw for 1,051 yards and 10 touchdowns as a senior ... started in Cal's Emerald Bowl victory over

Miami, finishing 10-for-21 for 121 yards and a score ... connected with Verran Tucker for his longest career throw, a 74-yard catch-and-run vs. the Hurricanes ... tossed his 50th career TD pass in the second quarter against Washington ... finished the game 5-of-10 for 84 yards ... was an efficient 9-of-13 for 100 yards and two TD strikes against Colorado State ... started vs. Arizona State and finished 17-for-28 for 198 yards and three TDs ... after Kevin Riley was injured (concussion) in the first quarter vs. Oregon, directed the Bears to a 26-16 win on a rain-soaked Memorial Stadium field with 136 yards passing and two touchdowns ... started the next week at USC and was 11-for-15 for 79 yards.

2007: Threw for 2,580 yards and 16 touchdowns despite battling an ankle injury for the second half of the season ... missed the Oregon State game due to an injury suffered late in the Oregon contest ... returned against UCLA and connected on 22-of-34 passes for 232 yards and three touchdowns ... threw for 275 yards and a TD against Arizona State ... completed 26-of-39 passes to direct the Cal offense to victory against Washington State ... had a strong game against Washington with 236 yards and three touchdowns while completing 20-of-28 passes ... completed a career-high 28 passes on 43 attempts in his 285-yard, two-TD performance in the victory over Oregon ... threw for 235 yards and a touchdown in the win over Arizona ... had a streak of 102 passes without an interception snapped on his first pass of the fourth quarter against Louisiana Tech ... completed 22-of-33 passes for 230 yards and a pair of TDs in the victory over the Bulldogs ... directed Cal's convincing season-opening victory over No. 15 Tennessee by completing 19-of-28 passes for 241 yards and a pair of touchdowns while also running for another score ... on preseason watch lists for the Davey O'Brien Award, the Manning Award and the Walter Camp Award ... rated as the No. 5 quarterback in the nation by the *Sporting News*.

2006: An honorable mention All-Pac-10 honoree ... became just the second Golden Bear quarterback to throw for 3,000 yards in a season (joining Pat Barnes, 3,499 yards in 1996) ... ranked second in the Pac-10 in passing touchdowns (24) and passing efficiency (141.6) and third in passing yards (232.4) ... connected on passes for gains of 20 yards or more 51 times ... named Pac-10 Offensive Player of the Week three times ... earned Offensive Co-MVP honors at the Holiday Bowl after completing 19-of-24 passes for 235 yards and a touchdown while also running for a TD ... threw for 250 yards against Arizona, including a career-long 62-yard TD pass to DeSean Jackson ... completed 20-of-24 passes for 266 yards, three touchdowns and no interceptions against UCLA ... connected on 21-of-36 passes for 291 yards while directing the go-ahead drive against Washington in regulation with a pair of key third-down conversions ... threw for 189 yards and three scores while running for his first career TD against then-No. 11 Oregon ... racked up his third four-touchdown game of the season against Oregon State while throwing for a career-high 341 yards ... was 18-of-25 for 270 yards with four touchdowns in victory over nationally ranked Arizona State as he earned *USA Today* National Player of the Week honors ... completed 15-of-23 passes for 225 yards and two touchdowns in one half of action against Portland State ... against Minnesota, completed 22-of-31 passes for 300 yards and four TDs.

2005: Completed 8-of-11 passes for 131 yards with a touchdown against Sacramento State before injuring his ankle on a touchdown pass in the second quarter.

2004: Redshirted.

LONGSHORE'S CAREER PASSING STATISTICS

Year	G/GS	A-C-I	Pct	Yards	TD	Long	Avg/G
2005	1/1	11-8-1	72.7	131	1	44	131.0
2006	13/13	377-227-13	60.2	3,021	24	62	232.4
2007	12/12	384-230-13	59.9	2,580	16	49	215.0
2008	13/4	164-93-4	56.7	1,051	10	74	80.8
Totals	39/30	936-558-31	59.6	6,783	51	74	173.9

ALEX MACK

#51


OL, 6-5, 316.....Santa Barbara, CA
2004-08 (4V).....San Marcos HS

2008: One of the most accomplished players – both athletically and academically – in Cal history ... recipient of the Draddy Trophy as college football's top scholar-athlete, an award that includes a \$25,000 postgraduate scholarship ... named the Pac-10 Scholar-Athlete of the Year for football ...

selected a first team All-American by *Rivals.com*, a *Walter Camp* second team All-American and a third team *Associated Press* All-American ... a two-time winner of the Morris Trophy as the top offensive lineman in the Pac-10 as voted on by the league's defensive linemen ... a finalist for the Rimington Trophy given to the top center in college football ... also a finalist for the Lowe's Senior CLASS Award for academic and athletic accomplishment ... named a semifinalist for the Rotary Lombardi Award ... earned first team All-Pac-10 and Pac-10 All-Academic notice ... chosen a first team mid-season All-American by the *Sporting News* and *College Football News* ... Cal's Co-Offensive MVP ... received the team's Schlessinger Coaches Award, which recognizes outstanding athletic ability, academic success and community service ... had three pancakes and four knockdowns in the opener against Michigan State ... registered five pancakes and four knockdowns against Arizona State ... tallied a season-high six pancakes against Stanford ... prior to the year, selected to the *Playboy* Preseason All-American team ... has the top clean all-time at Cal (all positions) at 374 pounds ... earned Cal's Neufeld Scholar-Athlete Award as the male senior student-athlete with the highest cumulative GPA taken with the 21st pick of the first round of the NFL Draft by the Cleveland Browns.

2007: A finalist for the Rimington Trophy ... one of just three players to be a unanimous first team All-Pac-10 selection ... a first team All-American at center by the *Sporting News* and an honorable mention All-American by *SI.com* ... honored as the midseason first team All-American center by *Phil Steele's Magazine* as well as a midseason first team All-American by *SI.com* and *Rivals.com* ... rated as the No. 1 junior center in the nation by Mel Kiper ... also a semifinalist for the Rotary Lombardi Award ... anchored offensive line that allowed just 11 sacks (best in the Pac-10, third in the nation) ... voted the team's Most Outstanding Offensive Lineman (Brick Muller Award) ... led the team in pancakes, knockdowns and cuts ... earned *ESPN The Magazine* Academic All-District honors for the second straight year ... named to the Pac-10 All-Academic first team ... helped pave the way to 471 yards of total offense, including 230 on the ground, vs. Tennessee ... opened the hole for QB Nate Longshore to duck into the end zone for a two-yard score against the Volunteers.

2006: Garnered first team All-Pac-10 honors after starting all 13 games at the center position ... second team Pac-10 All-Academic selection ... voted the team's Most Improved Offensive Lineman ... finished the regular season with team-highs of 25.5 pancakes and 57.5 knockdowns ... named to ESPN.com's All-Bowl team after helping the Bears spring two running backs for 100-yard games and not allowing a sack in the Holiday Bowl win over Texas A&M ... registered a game-high 10 knockdowns vs. Minnesota.

2005: Spent the season as the backup to two-time first team all-league center Marvin Philip ... got in some quality reps over the course of the year, playing in seven games ... had five pancake blocks ... an honorable mention Pac-10 All-Academic selection.

2004: Redshirted.

NORIS MALELE

(muh-LAY-lay)

#55


OL, 6-2, 303.....Carson, CA
2004-08 (4V).....Carson HS

2008: Started 12 of 13 games at right guard position, missing only the Oregon game (ankle) ... had five knockdowns against Arizona State ... had two pancakes and four knockdowns vs. UCLA ... recipient of the Stub Allison Award as the team's most inspirational player at the end-of-the-year banquet ... a second team All-Pac-10 choice.

2007: Started all 13 games at right guard for the Bears ... part of a unit that allowed a league-low 11 sacks (third-best in the nation) ... Cal's offense registered over 2,000 yards on the ground, including 1,500-yard rusher Justin Forsett ... earned Pac-10 All-Academic recognition.

2006: Played in 12 games including starting nine games as the right guard ... registered 24 knockdowns and 14 pancakes during the regular season ... notched five knockdowns against both UCLA and Stanford ... missed the Washington State game due to injury.

2005: Part of the offensive line rotation during the season ... earned the start at left guard against Stanford ... also saw significant action against USC ... ended the regular season with five pancake blocks.

2004: Redshirted.

CAMERON MORRAH

#5


TE, 6-4, 245.....Pomona, CA
2005-08 (3V).....Claremont HS

2008: Became one of Cal's most reliable targets ... his eight TD catches were the most ever for a Bear tight end in one season ... set the mark with a six-yard score vs. Washington ... recorded a touchdown catch in five straight games (Maryland through UCLA) ... had a breakout game against

Michigan State, hauling in five catches for 93 yards and a TD, including a 50-yard completion down the sidelines from Nate Longshore ... equaled his career-high in catches with five for 49 yards and a touchdown at Maryland ... had 60 yards on three catches including a back-of-the-end zone grab at Arizona ... declared for the NFL Draft after his junior year and was taken in the Seattle Seahawks in the seventh round.

2007: Used his size and strength to haul in 13 catches for 155 yards in 12 games ... also added four starts at tight end to his resumé ... opened the season with three catches for 27 yards against Tennessee ... had a career-long 49-yard reception versus Arizona ... caught passes against Oregon, Oregon State, Washington State, USC and Air Force ... hauled in his only touchdown reception of the season at Washington ... missed the Stanford game due to a knee injury.

2006: Saw action at tight end and on special teams in 10 games ... his lone catch of the year was a three-yard touchdown grab against Portland State.

2005: Redshirted.

MORRAH'S CAREER RECEIVING STATISTICS

Year	G/GS	Rec	Yds	Avg	TD	Long
2006	8/2	1	3	3.0	1	3
2007	12/4	13	155	11.9	1	49
2008	13/13	27	326	12.1	8	50
Totals	33/19	41	484	11.8	10	50

ZACH SMITH

#27



FB, 5-10, 215..... Suwanee, GA
2007-08 (2V).....Buford HS/Duke

2008: Earned first team Pac-10 All-Academic notice as a senior ... appeared in nine games on special teams with tackles against Arizona State and Miami to his credit ... missed the spring due to shoulder surgery.

2007: The transfer from Duke saw action in nine games at fullback and on special teams before missing the last three outings due to injury ... earned his first career starts at fullback against Oregon and Arizona State ... ran three times for 23 yards ... had a 15-yard burst against Louisiana Tech and a six-yard carry against Oregon ... also had his first career reception at Oregon, a 12-yard grab.

At Duke: Played in 22 games in 2004 and 2005 at Duke, primarily at linebacker and on special teams ... sat out 2006 due to injury ... registered 11 tackles in 2005, including season-highs of three at Clemson and Georgia Tech ... had two tackles as a freshman.

ALEX STROUD

#87



WR, 6-1, 201..... Danville, CA
2005-08 (1V).....De La Salle HS/Illinois

2008: Made his first career catch – a 7-yard grab – against Washington on senior day ... began his career at Illinois before returning to the Bay Area to play at Cal.

2006, 2007: Did not see any action.

2005: Sat out to fulfill NCAA transfer guidelines.

At Illinois: Redshirted during his one season in Champaign in 2004.

NICK SUNDBERG

#68



LS, 6-0, 244.....Phoenix, AZ
4V..... North Canyon HS

2008: Finished up his fourth season as Cal's long snapper, a position he held since his first game as a true freshman in 2005.

2007: Played in every game once again for the Bears and was near-flawless ... was dead-on with 128-of-129 snaps (99.2%) ... his lone bad

snap of the season came at Washington on a PAT in ugly, rainy, cold conditions.

2006: Saw action in all 13 games as the Bears' long snapper on all field goals and punts.

2005: Steady hand as Cal's snapper on all field goals and punts as a true freshman.

WILL TA'UFO'OU

(tau-FOE-oh)

#23



FB, 5-11, 253..... San Carlos, CA
2004-08 (4V).....St. Francis HS

2008: A fundamentally sound fullback ... opened the season with a 5-yard receiving touchdown (the first of his career) against Michigan State with 5:45 left to give Cal a 10-point lead ... had 26 yards on four carries (third straight year with no negative yards rushing), including a career-long 21-yard scamper at USC ... compiled 27 yards receiving on seven catches, as well ... recipient of Cal's Joe Roth Award (for courage, attitude and sportsmanship) ... earned honorable mention All-Pac-10 honors.

2007: A bruising fullback who compiled 52 yards on the ground in 11 games (four starts) ... had a career-long 14-yard gain vs. Tennessee ... had two carries for 18 yards against Arizona ... added 11 yards against Louisiana Tech and eight yards against USC ... also had four catches for 48 yards, including a 17-yard reception against Louisiana Tech ... missed two full games and parts of others due to injury.

2006: Saw time as a fullback and on special teams in all 13 games ... made his starting debut in the Holiday Bowl victory over Texas A&M, catching one pass for nine yards and providing effective blocking ... rushed once for two yards against Oregon State ... caught his first career pass against Portland State for a nine-yard gain.

2005: Saw action in 11 games, primarily on special teams ... was credited with five tackles, including three solo stops.

2004: Redshirted ... earned Cal's freshman strength award.

TA'UFO'OU'S CAREER RUSHING STATISTICS

Year	G/GS	No	Yds	Avg	TD	Long
2005	11/0	0	0	0.0	0	0
2006	13/1	1	2	2.0	0	2
2007	13/4	11	52	5.8	0	14
2008	13/8	4	26	6.5	0	21
Totals	50/13	16	80	5.0	0	21

WORRELL WILLIAMS

(wor-ELL)

#1



LB, 6-0, 250.....Sacramento, CA
2004-08 (4V)..... Grant Union HS

2008: A stalwart at linebacker where he earned 36 starts ... named Cal's Most Improved Player ... returned an interception 50 yards to the Oregon 3 just before halftime to set up a Cal touchdown vs. the Ducks ... had two TFLs plus a 10-yard sack at Arizona ... finished with a season-high eight tackles against Oregon and had seven more vs. Maryland and Stanford ... recovered a fumble vs. USC ... his 246 career tackles rank 11th on Cal's all-time list ... received honorable mention All-Pac-10 notice.

2007: Moved into Cal's middle linebacker position and led the team in forced fumbles (3) while ranking second with 105 tackles (eighth in the Pac-10) and 8.5 tackles for loss (second on the team) ... played in all 13 games with 11 starts ... registered seven tackles (one for loss) in the bowl victory over Air Force ... recorded seven tackles against USC ... notched nine tackles, including one for a loss, in the win over Washington State ... posted a team-best 10-tackle effort against Arizona State ... led the team with 13 takedowns and two tackles for loss against Oregon State ... paced the Bears with nine stops in the victory over Oregon ... tallied a career-high 14 tackles in the win over Arizona ... registered nine tackles in the victory over Tennessee while recovering a fumble on the opening drive and returning it 44 yards for his first career touchdown ... also forced a fumble on a lightning-quick blitz up the middle against the Volunteers ... added seven tackles in the wins over Colorado State and Louisiana Tech.

2006: Started 12 games on the weak side ... registered 51 tackles, including 23 solo stops ... recorded seven tackles at Oregon State and Washington State ... knocked down a pass, intercepted a pass and tallied four tackles against Washington ... forced a fumble, broke up a pass and had two tackles against Portland State ... collected six tackles and had two tackles behind the line of scrimmage against Minnesota ... missed nearly the entire Stanford game due to illness.

2005: Accumulated 26 tackles in 10 games ... earned more playing time as the season progressed ... earned the starting assignment against top-ranked USC ... recorded a season-best five tackles against New Mexico State ... tallied four stops at Oregon and at Stanford ... added one tackle behind the line of scrimmage against New Mexico State, USC and Stanford and was credited with a tackle for a five-yard loss against BYU ... credited with a half-sack and a pass breakup against the Cardinal.

2004: A redshirt season in which he was named Cal's defensive scout team player of the year.

WILLIAMS' CAREER DEFENSIVE STATISTICS

Year	G/GS	UT-AT-TT	Loss	Sacks	Int	FR	PBU
2005	10/0	10-16-26	4.0-12	0.5-3	0-0	0	1
2006	13/12	23-28-51	2.0-3	0.0-0	1-(-3)	1	2
2007	13/11	57-48-105	8.5-45	1.0-4	0-0	3	2
2008	13/13	25-39-64	5.0-20	1.0-10	1-50	1	6
Totals	49/36	115-131-246	19.5-80	2.5-17	2-47	5	11

Cal

SEAN YOUNG

#88



WR, 5-11, 181..... Berkeley, CA
2003-08 (4V) Berkeley HS

2008: After battling injuries for five years, received a sixth season of eligibility and became a productive receiver for the Bears ... in the season opener vs. Michigan State, hauled in four catches for 81 yards, including a career-long 42 yard reception in the second quarter to help Cal set up its second

offensive TD ... caught his first touchdown in the first quarter at Washington State, finishing the game with 23 yards on two receptions ... snared a career-best six catches for 55 yards at Arizona ... earned the Everett Merriman Award for the Cal player showing special academic commitment and improvement ... prior to the fall, underwent surgeries on both of his feet (severely sprained ligaments in his big toes) during separate years ... after discussing his options with his father, the coaching staff and his teammates (including younger brother Eddie, a junior linebacker), applied and received a sixth year of eligibility from the NCAA.

2007: Saw action in three games while battling injuries ... had his only reception of the year, a 19-yarder, against Louisiana Tech ... also played against Colorado State and Oregon State.

2006: Played in six games ... recorded his only two catches of the year for eight yards against Portland State.

2005: Did not record any statistics after playing against Sacramento State and New Mexico State.

2004: Had toe surgery in January and missed spring practice ... appeared in a pair of games (Air Force and New Mexico State), but did not catch a pass.

2003: Redshirt.

YOUNG'S CAREER RECEIVING STATISTICS

Year	G/GS	No	Yards	Avg	TD	Long
2004	2/0	0	0	0.0	0	0
2005	2/0	0	0	0.0	0	0
2006	6/0	2	8	4.0	0	9
2007	3/0	1	19	19.0	0	19
2008	10/5	17	192	11.3	1	42
Totals	23/5	20	219	11.0	1	42

